



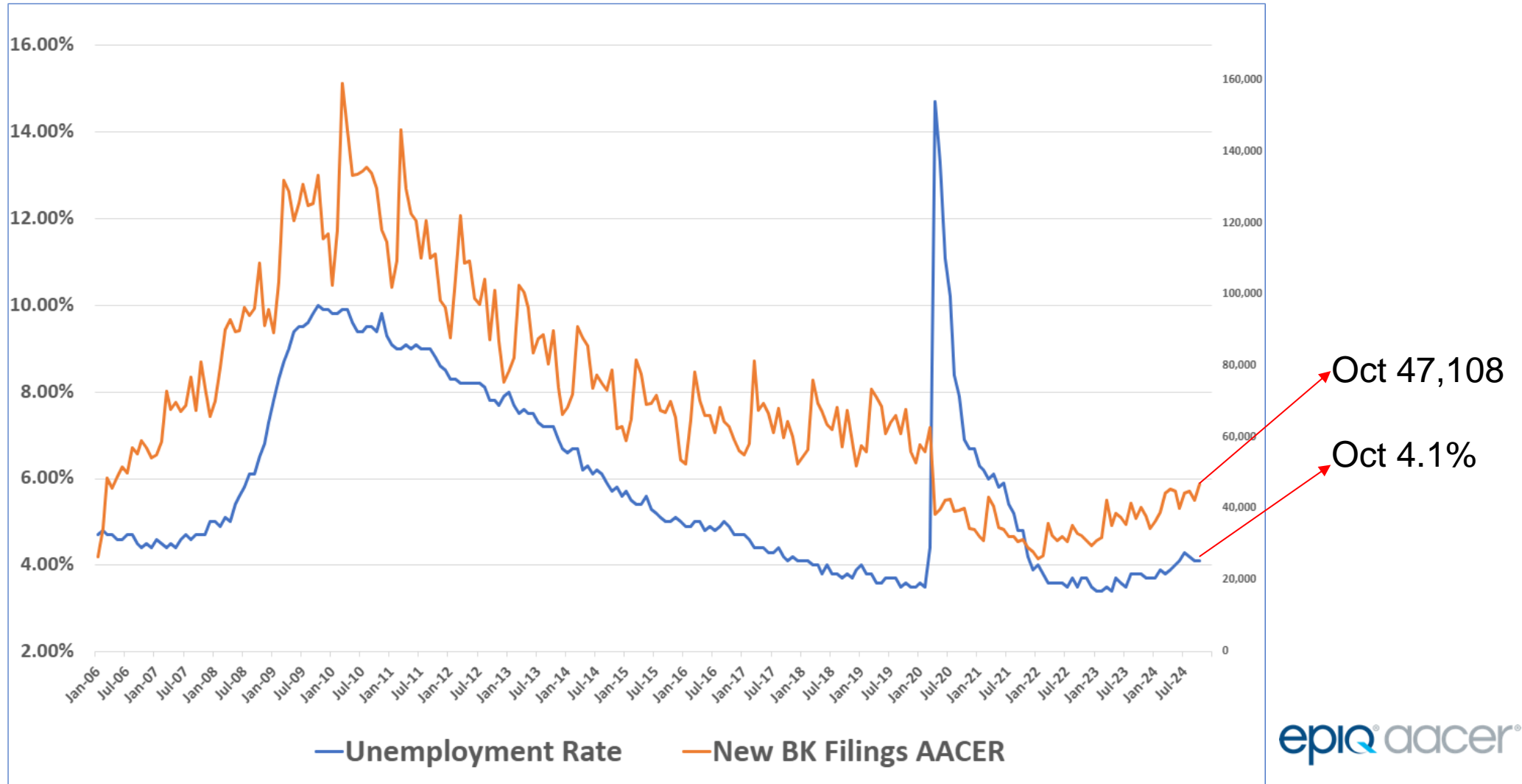
Bankruptcy Market Trends

November 1, 2024



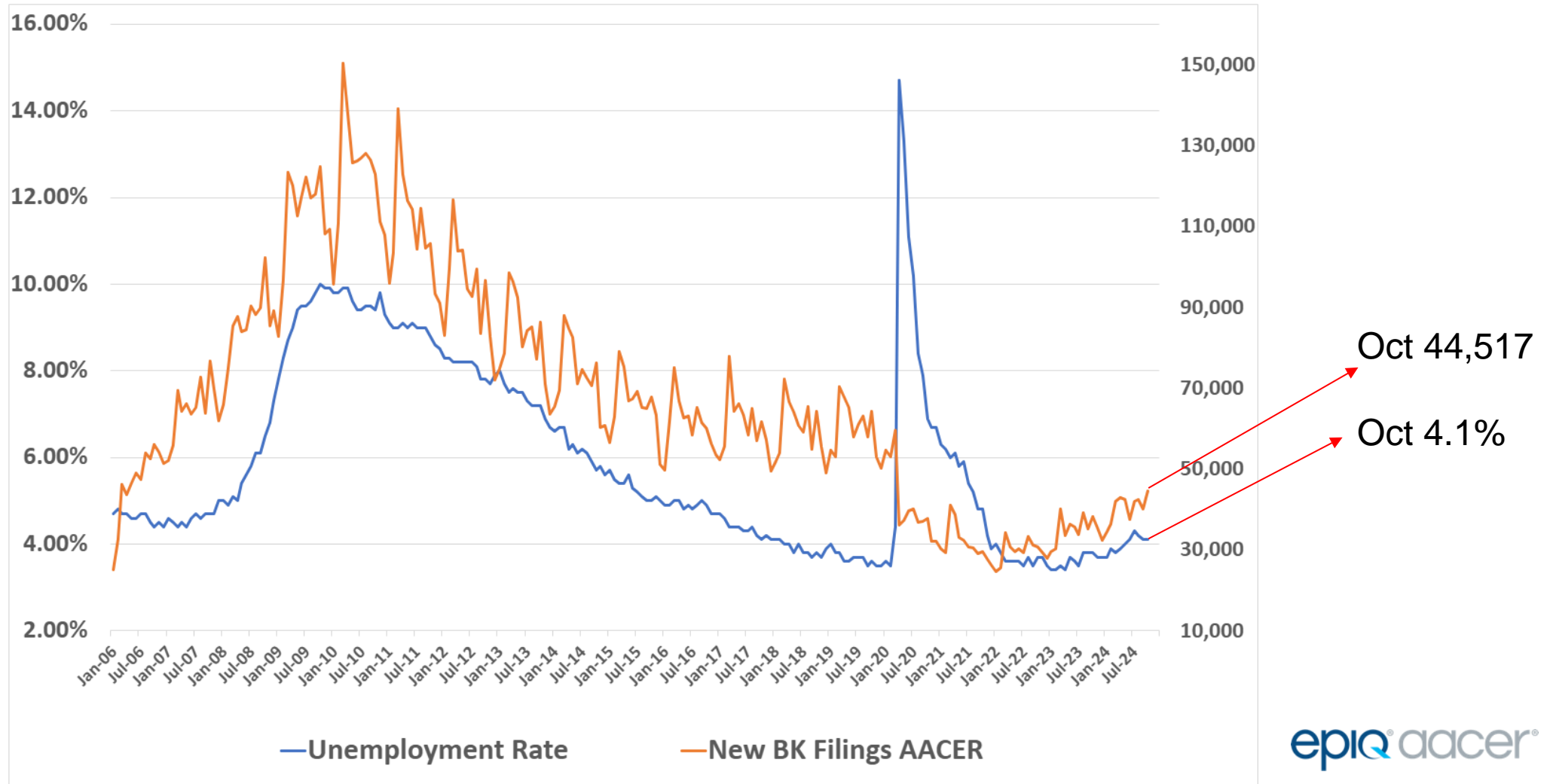
All Bankruptcy New Filings vs Unemployment

January 2006 – October 2024 Unemployment Rate : All New Bankruptcy Filings



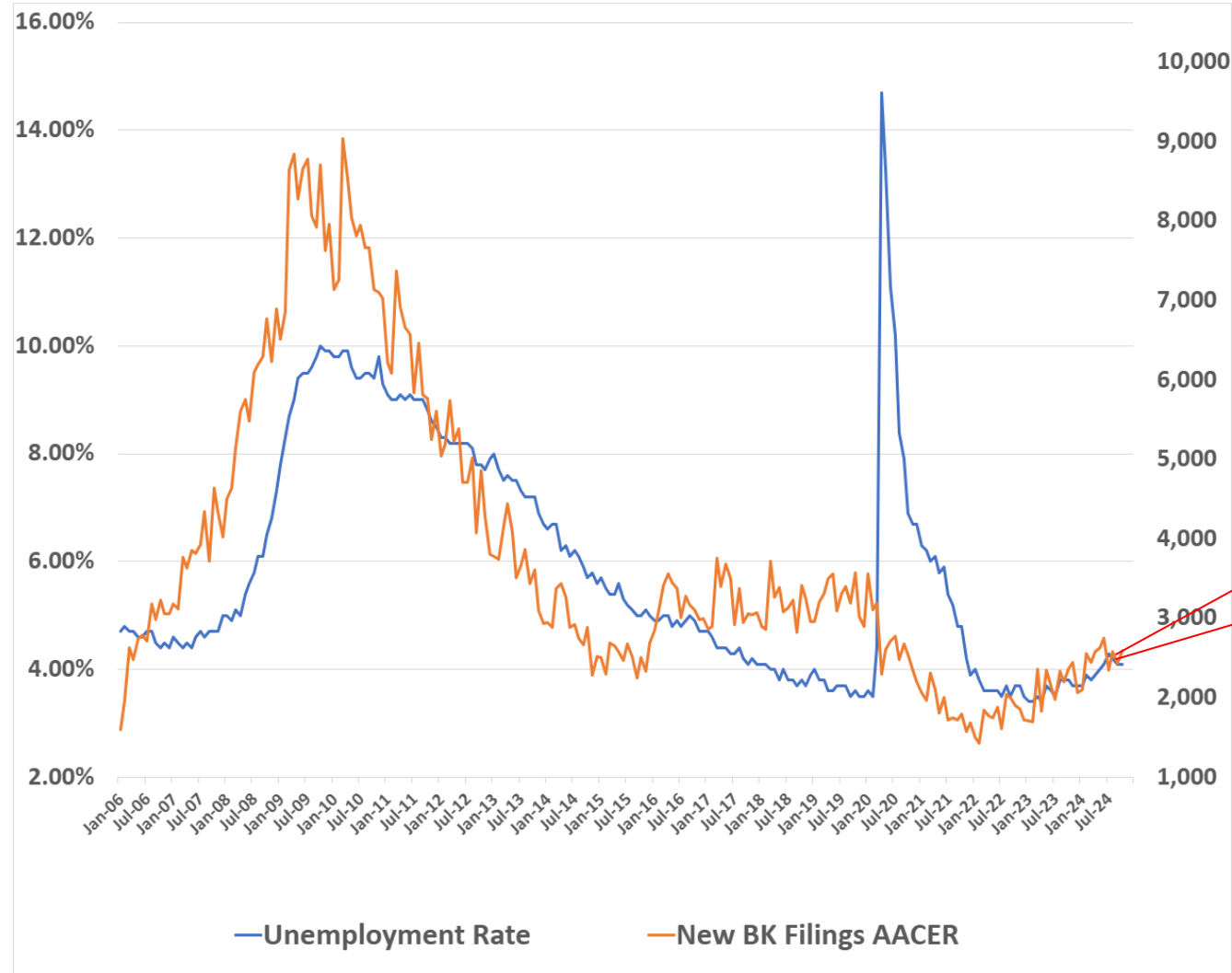
Individual Bankruptcy New Filings vs Unemployment

January 2006 – October 2024
Unemployment Rate : Individual New Bankruptcy Filings



Commercial Bankruptcy New Filings vs Unemployment

January 2006 – October 2024 Unemployment Rate : Commercial New Bankruptcy Filings



Oct 2,591

Oct 4.1%

All Chapters New Monthly Filings (Oct vs Sept)

Reset ↺

Proceeding Type

Bankruptcy Adversary

Chapter

7 9 11 11(V)
12 13 15 All

Debtor Type

Individual Commercial

As of Date

11/1/2024

Period

WTD MTD YTD
LW LM LY

Variable

Filings

Measure

Count

Filings Count - Last Month

As of Date

Nov 01, 2024

1,520

Selected Period

Oct 01, 2024 to Oct 31, 2024

47,108

Prior Period

Sep 01, 2024 to Sep 30, 2024

42,550

Change from Prior Period

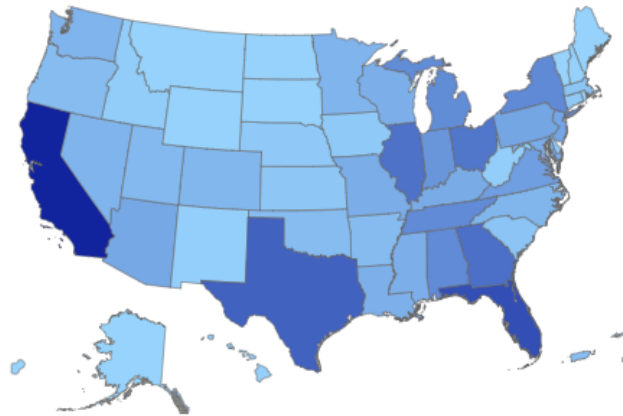
Oct 01, 2024 to Oct 31, 2024

10.7% ▲

Filings Count by State

View by Court

All

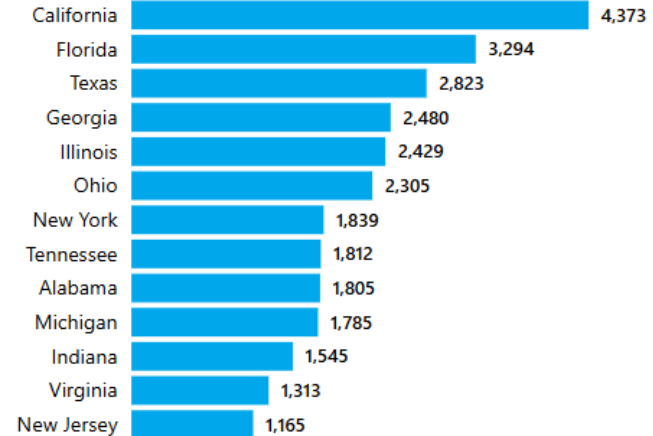


State: All

State Rank

by Selected Period

More options ***



Proceeding Type: Bankruptcy | Chapter: 7, 9, 11, 11(V), 12, 13, 15 | Debtor Type: Both | Variable: Filings | Measure: Count | Ranking: by Selected Period

All Individual Chapters New Monthly Filings (Oct vs Sept)

Summary

Periods

Trends

Filings | Summary

Reset

Proceeding Type

Bankruptcy

Adversary

Chapter

7

9

11

11(V)

12

13

15

All

Debtor Type

Individual

Commercial

As of Date

11/1/2024

Period

WTD

MTD

YTD

LW

LM

LY

Variable

Filings

Measure

Count

Filings Count - Last Month

As of Date

Nov 01, 2024

1,423

Selected Period

Oct 01, 2024 to Oct 31, 2024

44,517

Prior Period

Sep 01, 2024 to Sep 30, 2024

40,098

Change from Prior Period

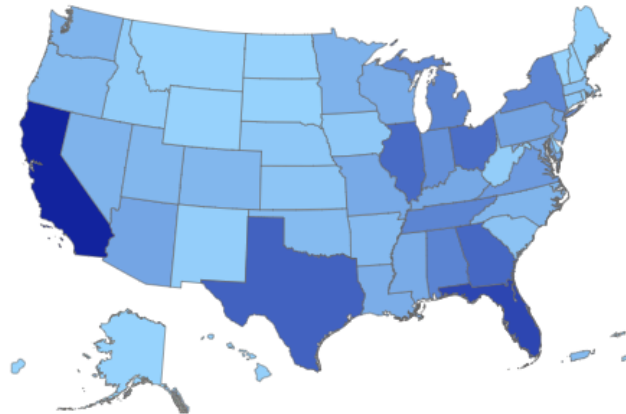
Oct 01, 2024 to Oct 31, 2024

11.0% ▲

Filings Count by State

View by Court

All

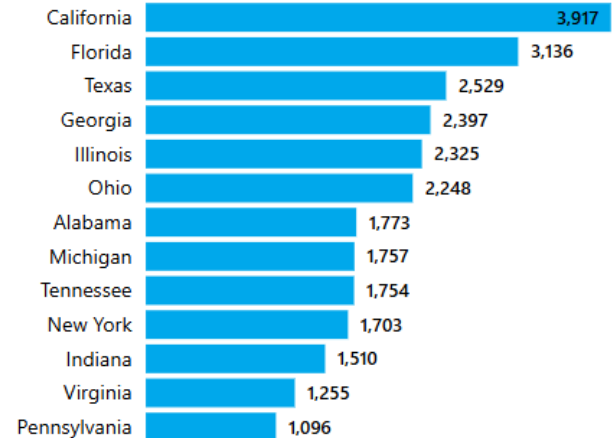


State: All

State Rank

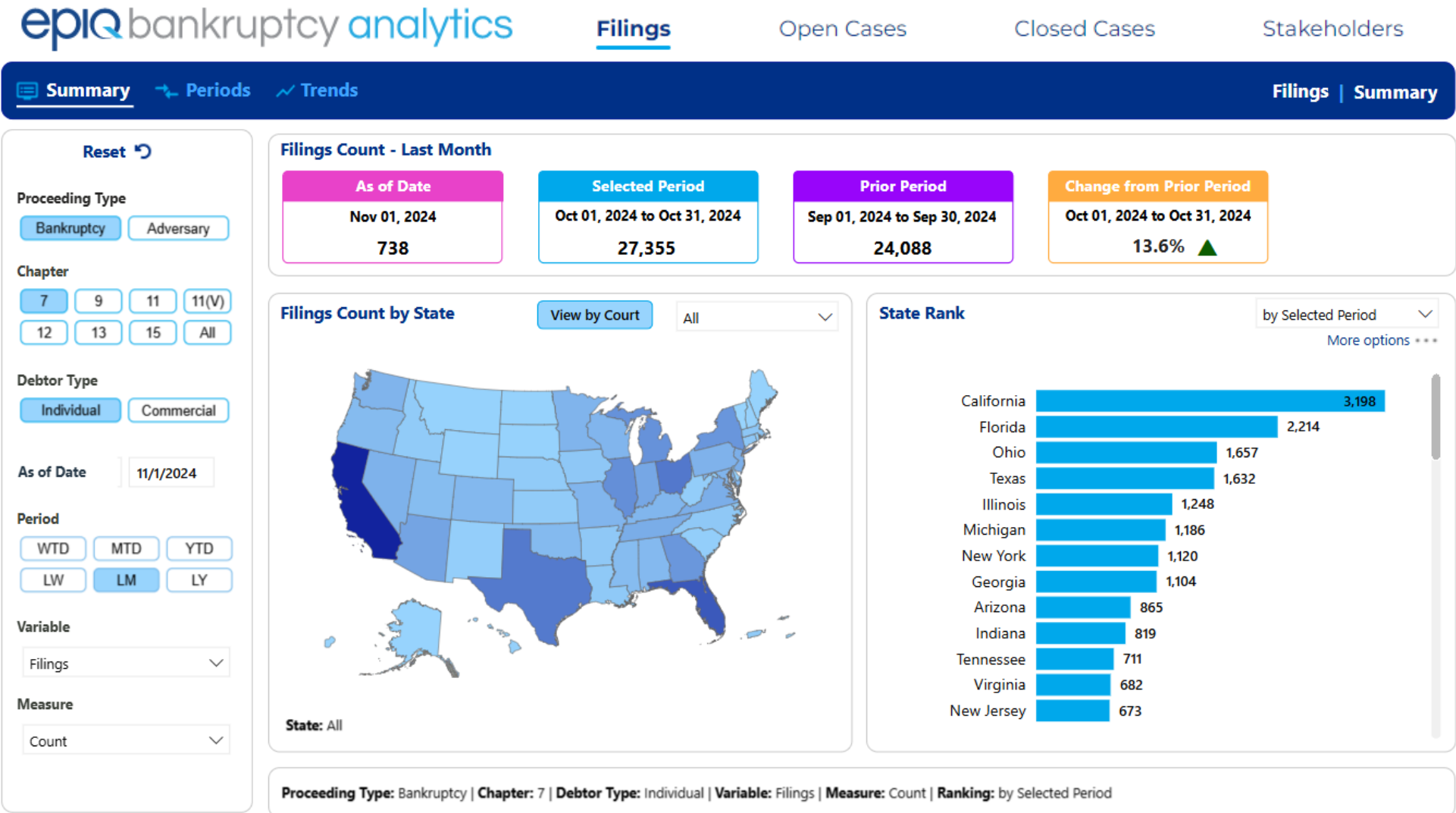
by Selected Period

More options ***

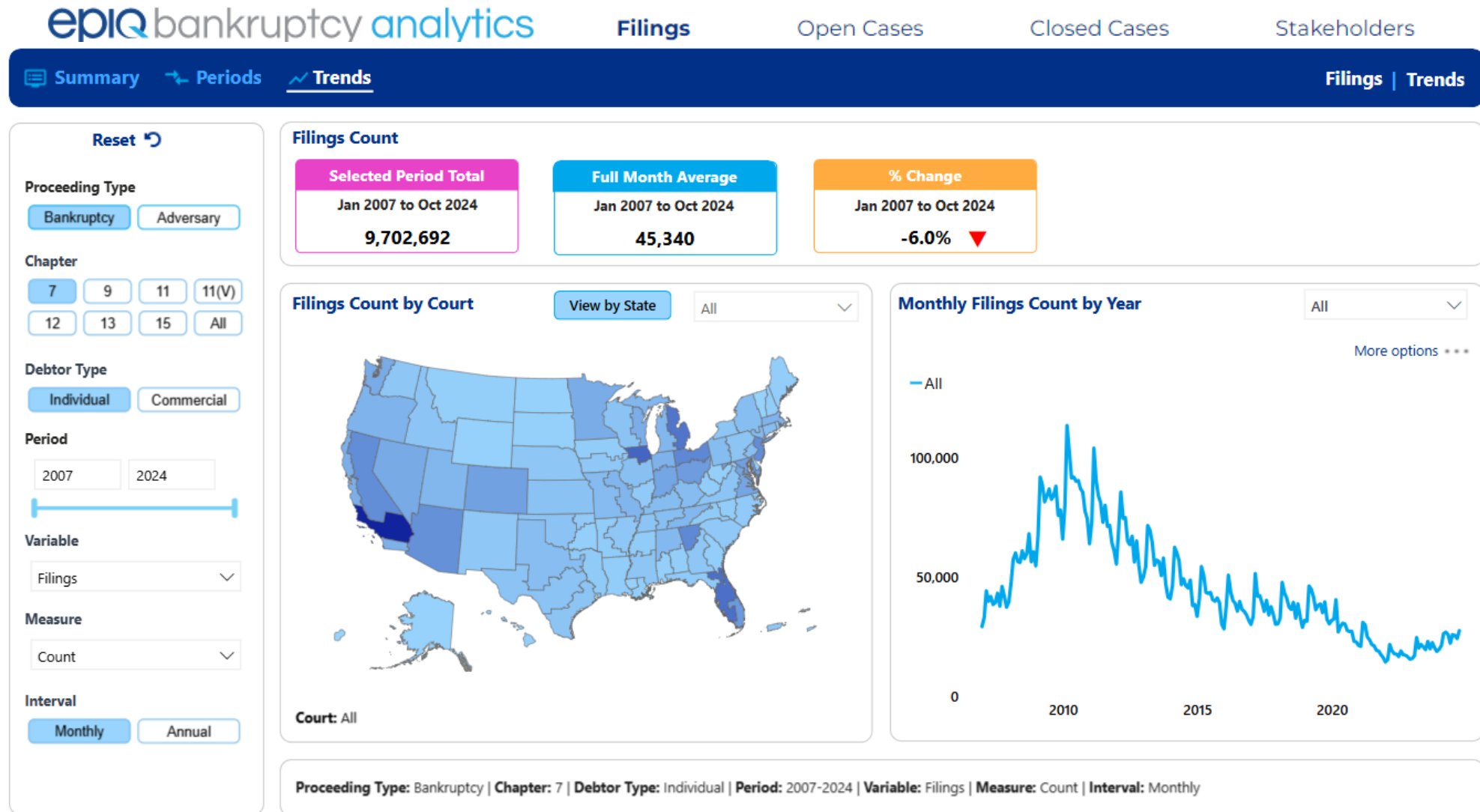


Proceeding Type: Bankruptcy | Chapter: 7, 9, 11, 11(V), 12, 13, 15 | Debtor Type: Individual | Variable: Filings | Measure: Count | Ranking: by Selected Period

Individual Chapter 7 New Monthly Filings (Oct vs Sept)



Individual Chapter 7 New Monthly Filings (2007 – Oct 2024)



Individual Chapter 7 Open Cases (2007 – Oct 2024)

Reset ↺

Proceeding Type

Bankruptcy Adversary

Chapter

7 9 11 11(V)
12 13 15 All

Debtor Type

Individual Commercial

Period

2007 2024

Variable

Open Cases

Measure

Count

Interval

Monthly Annual

Open Cases Count

End of Selected Periods

Jan 2007 to Oct 2024

143,831

Monthly Average

Jan 2007 to Oct 2024

334,067

% Change

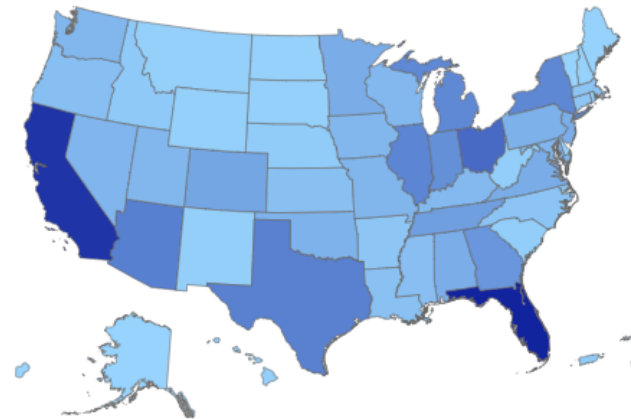
Jan 2007 to Oct 2024

-62.2% ▼

Open Cases Count by State

View by Court

All

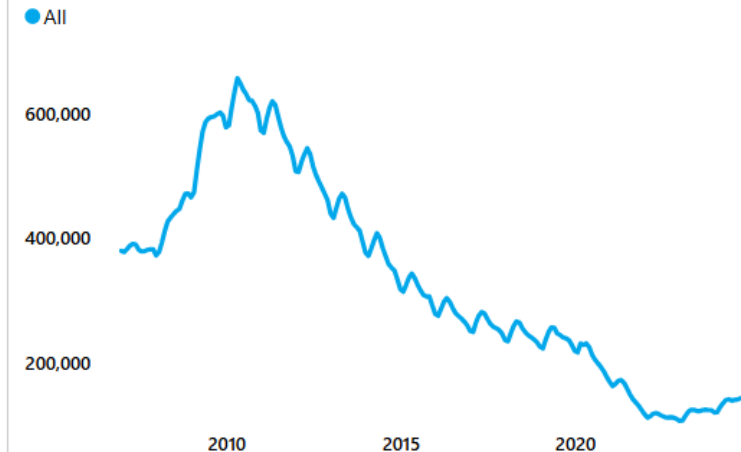


State: All

Monthly Open Cases Count by Year

All

More options ****



Proceeding Type: Bankruptcy | Chapter: 7 | Debtor Type: Individual | Period: 2007-2024 | Variable: Open Cases | Measure: Count | Interval: Monthly

Individual Chapter 13 New Monthly Filings (Oct vs Sept)

Summary

Periods

Trends

Filings | Summary

Reset

Proceeding Type

Bankruptcy Adversary

Chapter

7 9 11 11(V)
12 13 15 All

Debtor Type

Individual Commercial

As of Date

11/1/2024

Period

WTD MTD YTD
LW LM LY

Variable

Filings

Measure

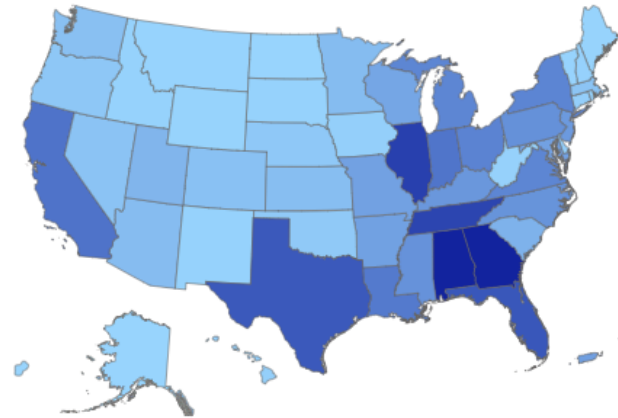
Count

Filings Count - Last Month

As of Date	Selected Period	Prior Period	Change from Prior Period
Nov 01, 2024 681	Oct 01, 2024 to Oct 31, 2024 17,090	Sep 01, 2024 to Sep 30, 2024 15,942	Oct 01, 2024 to Oct 31, 2024 7.2% ▲

Filings Count by State

View by Court All



State: All

State Rank

by Selected Period

More options ***

Georgia	1,289
Alabama	1,286
Illinois	1,076
Tennessee	1,041
Florida	912
Texas	893
California	703
Indiana	689
Louisiana	653
Ohio	590
New York	573
Michigan	571
Virginia	571

Proceeding Type: Bankruptcy | Chapter: 13 | Debtor Type: Individual | Variable: Filings | Measure: Count | Ranking: by Selected Period

Individual Chapter 13 New Monthly Filings (2007 – Oct 2024)

Summary

Periods

Trends

Filings | Trends

Reset

Proceeding Type

Bankruptcy

Adversary

Chapter

7

9

11

11(V)

12

13

15

All

Debtor Type

Individual

Commercial

Period

2007

2024

Variable

Filings

Measure

Count

Interval

Monthly

Annual

Filings Count

Selected Period Total

Jan 2007 to Oct 2024

4,940,328

Full Month Average

Jan 2007 to Oct 2024

23,086

% Change

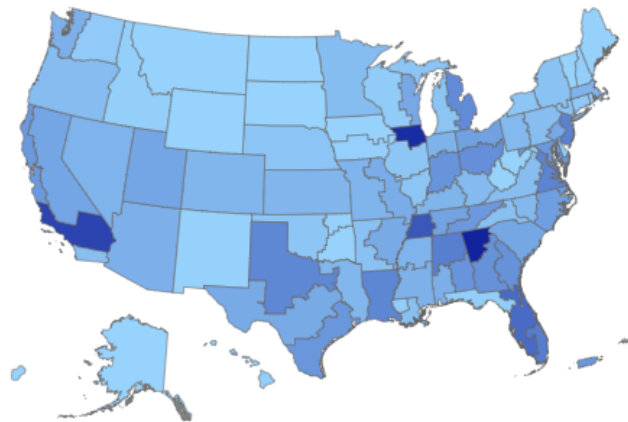
Jan 2007 to Oct 2024

-25.3% ▼

Filings Count by Court

View by State

All

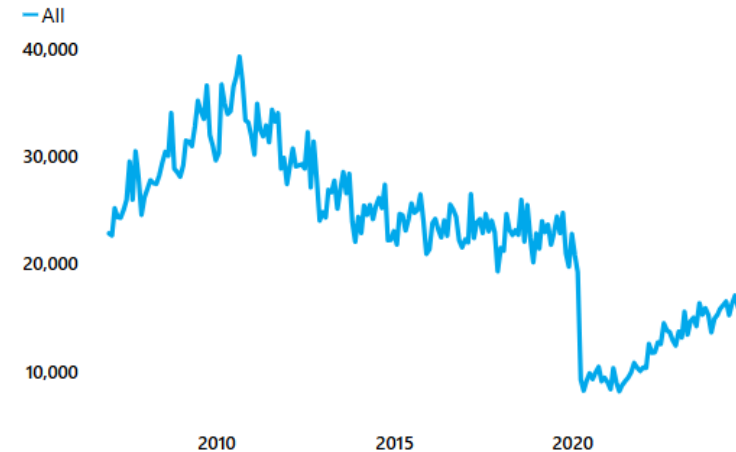


Court: All

Monthly Filings Count by Year

All

More options



Proceeding Type: Bankruptcy | Chapter: 13 | Debtor Type: Individual | Period: 2007-2024 | Variable: Filings | Measure: Count | Interval: Monthly

Individual Chapter 13 Open Cases (2007 – Oct 2024)

Reset ↺

Proceeding Type

Bankruptcy Adversary

Chapter

7 9 11 11(V)
12 13 15 All

Debtor Type

Individual Commercial

Period

2007 2024

Variable

Open Cases

Measure

Count

Interval

Monthly Annual

Open Cases Count

End of Selected Periods

Jan 2007 to Oct 2024

486,495

Monthly Average

Jan 2007 to Oct 2024

779,101

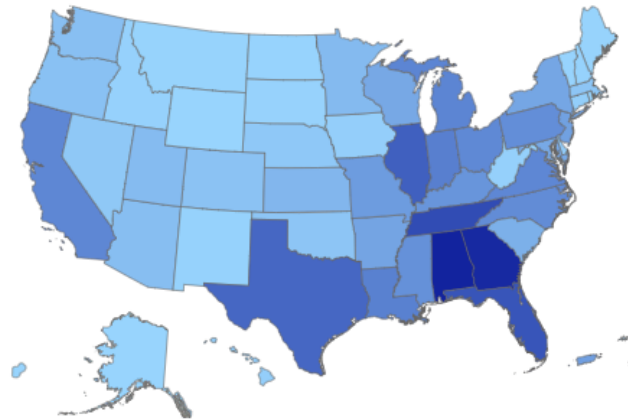
% Change

Jan 2007 to Oct 2024

-41.3% ▼

Open Cases Count by State

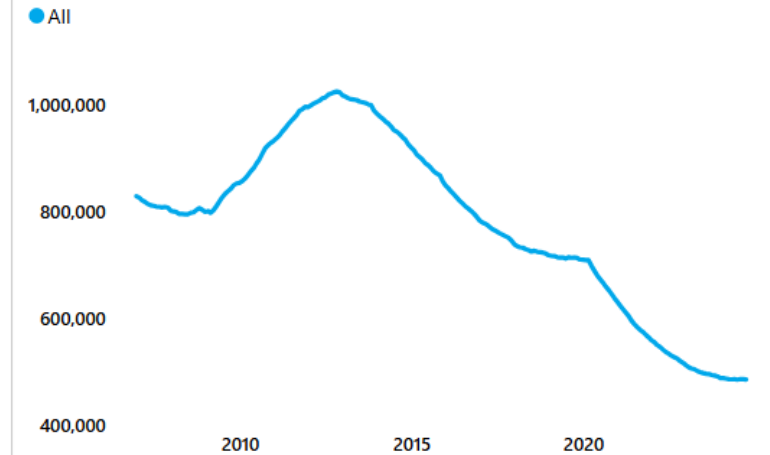
View by Court All



State: All

Monthly Open Cases Count by Year

All



Proceeding Type: Bankruptcy | Chapter: 13 | Debtor Type: Individual | Period: 2007-2024 | Variable: Open Cases | Measure: Count | Interval: Monthly

All Commercial New Monthly Filings (Oct vs Sept)

epiq bankruptcy analytics **Filings** Open Cases Closed Cases Stakeholders

Summary Periods Trends Filings | Summary

Reset ↺

Proceeding Type: Bankruptcy Adversary

Chapter: 7 9 11 11(V) 12 13 15 All

Debtor Type: Individual Commercial

As of Date: 11/1/2024

Period: WTD MTD YTD LW LM LY

Variable: Filings

Measure: Count

Filings Count - Last Month

As of Date	Selected Period	Prior Period	Change from Prior Period
Nov 01, 2024	Oct 01, 2024 to Oct 31, 2024	Sep 01, 2024 to Sep 30, 2024	Oct 01, 2024 to Oct 31, 2024
97	2,591	2,452	5.7% ▲

Filings Count by State

View by Court: All

State: All

State Rank

by Selected Period

More options ***

California	456
Texas	294
Florida	158
New York	136
Delaware	132
Illinois	104
Georgia	83
Washington	79
Colorado	71
New Jersey	71
North Carolina	58
Tennessee	58
Virginia	58

Proceeding Type: Bankruptcy | Chapter: 7, 9, 11, 11(V), 12, 13, 15 | Debtor Type: Commercial | Variable: Filings | Measure: Count | Ranking: by Selected Period

Commercial Chapter 11 New Monthly Filings (2007 – Oct 2024)

Reset

Proceeding Type

Bankruptcy Adversary

Chapter

7 9 11 11(V)
12 13 15 All

Debtor Type

Individual Commercial

Period

2007 2024

Variable

Filings

Measure

Count

Interval

Monthly Annual

Filings Count

Selected Period Total

Jan 2007 to Oct 2024

120,719

Full Month Average

Jan 2007 to Oct 2024

564

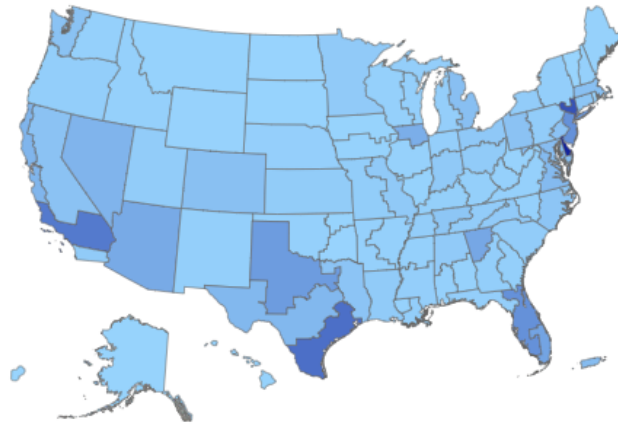
% Change

Jan 2007 to Oct 2024

42.1% ▲

Filings Count by Court

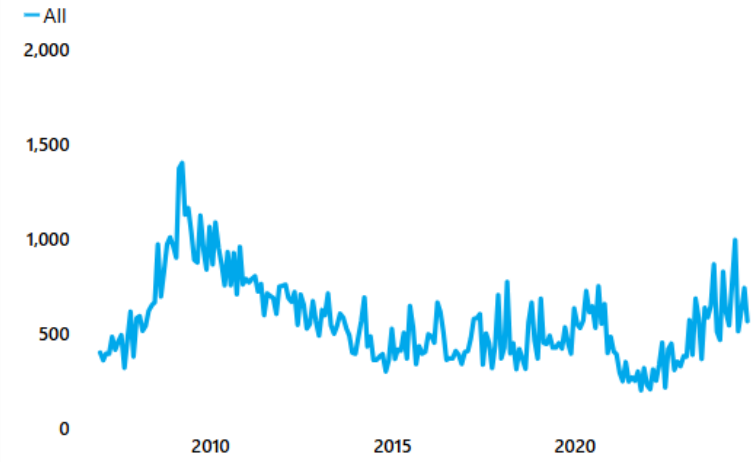
View by State All



Monthly Filings Count by Year

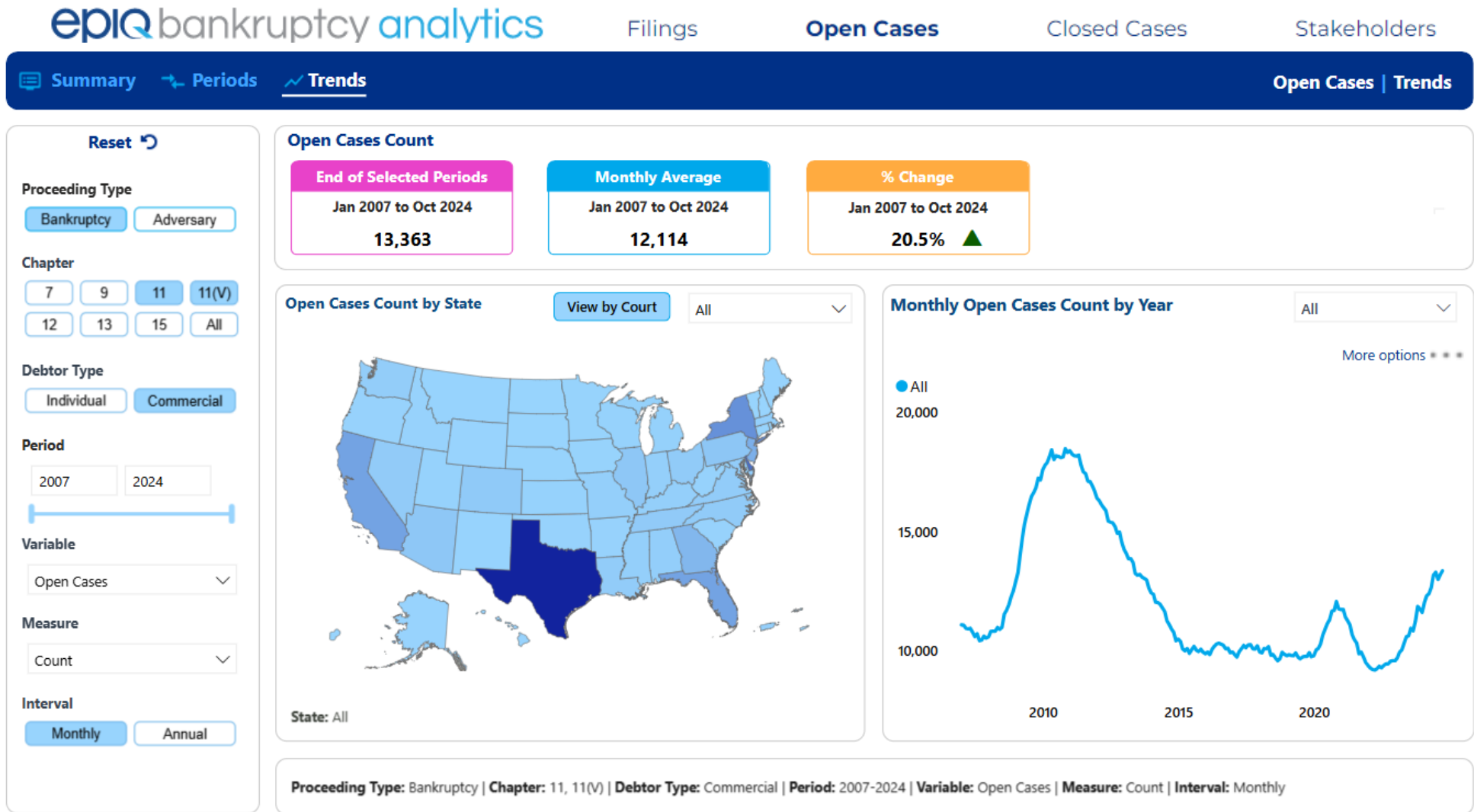
All

More options



Proceeding Type: Bankruptcy | Chapter: 11, 11(V) | Debtor Type: Commercial | Period: 2007-2024 | Variable: Filings | Measure: Count | Interval: Monthly

Commercial Chapter 11 Open Cases (2007 – Oct 2024)



Top All Chapter State Rankings by % Change

Summary [← Periods](#) [↗ Trends](#)
Filings | Summary

Reset ↺

Proceeding Type

Bankruptcy Adversary

Chapter

7 9 11 11(V)
12 13 15 All

Debtor Type

Individual Commercial

As of Date 11/1/2024

Period

WTD MTD YTD
LW LM LY

Variable

Filings

Measure

Count

Filings Count - Last Month

As of Date	Selected Period	Prior Period	Change from Prior Period
Nov 01, 2024	Oct 01, 2024 to Oct 31, 2024	Sep 01, 2024 to Sep 30, 2024	Oct 01, 2024 to Oct 31, 2024
1,520	47,108	42,550	10.7% ▲

Filings Count by State

View by Court All

State: All

State Rank

by % Change ▼

[More options ***](#)

District of Columbia	100.0%
Guam	66.7%
Maine	39.5%
West Virginia	39.1%
Wyoming	36.8%
Nebraska	32.7%
Hawaii	31.0%
New Hampshire	27.4%
Arkansas	24.7%
Oregon	23.9%
Nevada	23.7%
Idaho	20.8%
Indiana	20.7%

Proceeding Type: Bankruptcy | **Chapter:** 7, 9, 11, 11(V), 12, 13, 15 | **Debtor Type:** Both | **Variable:** Filings | **Measure:** Count | **Ranking:** by % Change

Top All Chapter Court Rankings by % Change

Summary | Periods | Trends | Filings | Summary

Reset ↺

Proceeding Type

Chapter

Debtor Type

As of Date

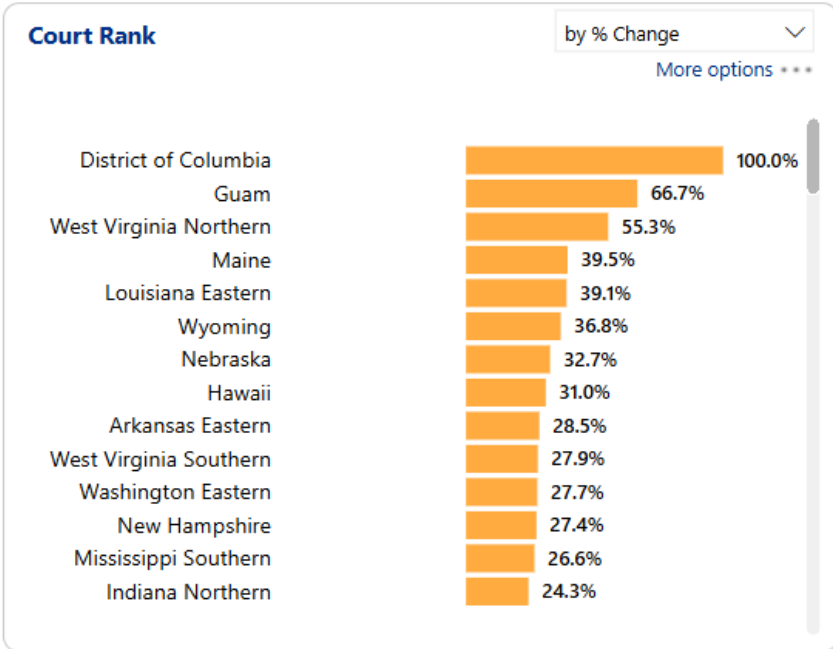
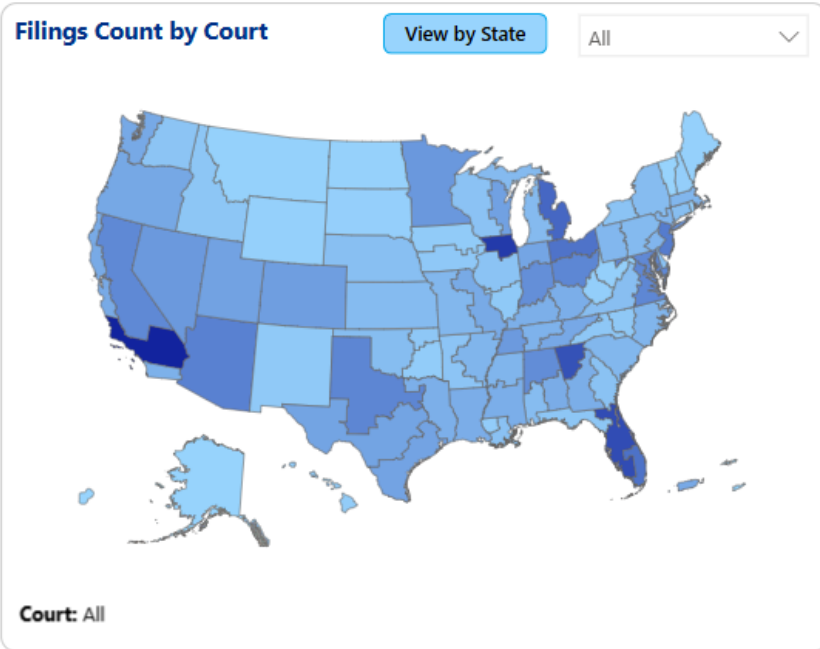
Period

Variable

Measure

Filings Count - Last Month

As of Date	Selected Period	Prior Period	Change from Prior Period
Nov 01, 2024	Oct 01, 2024 to Oct 31, 2024	Sep 01, 2024 to Sep 30, 2024	Oct 01, 2024 to Oct 31, 2024
1,520	47,108	42,550	10.7% ▲



Proceeding Type: Bankruptcy | Chapter: 7, 9, 11, 11(V), 12, 13, 15 | Debtor Type: Both | Variable: Filings | Measure: Count | Ranking: by % Change

Top Chapter 7 State Rankings by % Change

Summary | Periods | Trends Filings | Summary

Reset ↺

Proceeding Type

Bankruptcy Adversary

Chapter

7 9 11 11(V)
12 13 15 All

Debtor Type

Individual Commercial

As of Date

Period

WTD MTD YTD
LW LM LY

Variable

Measure

Filings Count - Last Month

As of Date	Selected Period	Prior Period	Change from Prior Period
Nov 01, 2024 787	Oct 01, 2024 to Oct 31, 2024 28,884	Sep 01, 2024 to Sep 30, 2024 25,331	Oct 01, 2024 to Oct 31, 2024 14.0% ▲

Filings Count by State View by Court

State: All

State Rank by % Change

More options ***

Guam	200.0%
District of Columbia	75.0%
Wyoming	63.0%
South Carolina	46.6%
Alaska	45.5%
Mississippi	42.4%
West Virginia	41.1%
Missouri	38.9%
Maine	38.2%
Hawaii	37.0%
Oregon	36.7%
Louisiana	36.1%
New Hampshire	28.3%

Proceeding Type: Bankruptcy | Chapter: 7 | Debtor Type: Both | Variable: Filings | Measure: Count | Ranking: by % Change

Top Chapter 7 Court Rankings by % Change

Summary [Periods](#) [Trends](#)
Filings | Summary

Reset ↺

Proceeding Type

Bankruptcy Adversary

Chapter

7 9 11 11(V)

12 13 15 All

Debtor Type

Individual Commercial

As of Date 11/1/2024

Period

WTD MTD YTD

LW LM LY

Variable

Filings

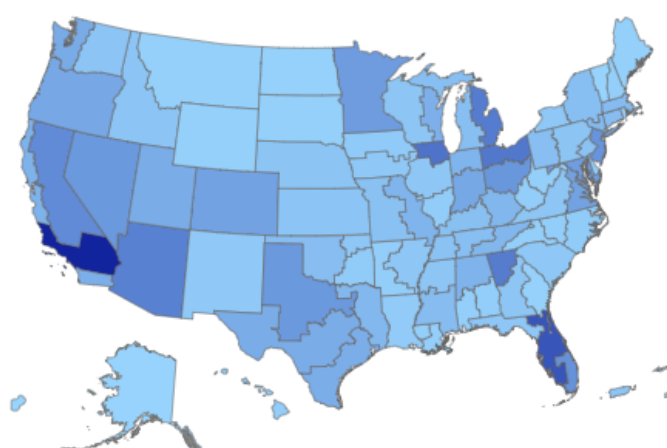
Measure

Count

Filings Count - Last Month

As of Date	Selected Period	Prior Period	Change from Prior Period
Nov 01, 2024	Oct 01, 2024 to Oct 31, 2024	Sep 01, 2024 to Sep 30, 2024	Oct 01, 2024 to Oct 31, 2024
787	28,884	25,331	14.0% ▲

Filings Count by Court View by State All



Court: All

Court Rank by % Change More options

Guam	 200.0%
District of Columbia	 75.0%
Louisiana Eastern	 66.7%
Wyoming	 63.0%
West Virginia Northern	 59.0%
Missouri Western	 56.5%
Mississippi Northern	 55.2%
South Carolina	 46.6%
Alaska	 45.5%
Indiana Northern	 38.7%
Maine	 38.2%
Hawaii	 37.0%
Oregon	 36.7%
Mississippi Southern	 35.5%

Proceeding Type: Bankruptcy | Chapter: 7 | Debtor Type: Both | Variable: Filings | Measure: Count | Ranking: by % Change

Top Chapter 13 State Rankings by % Change

Reset ↺

Proceeding Type

Chapter

Debtor Type

As of Date

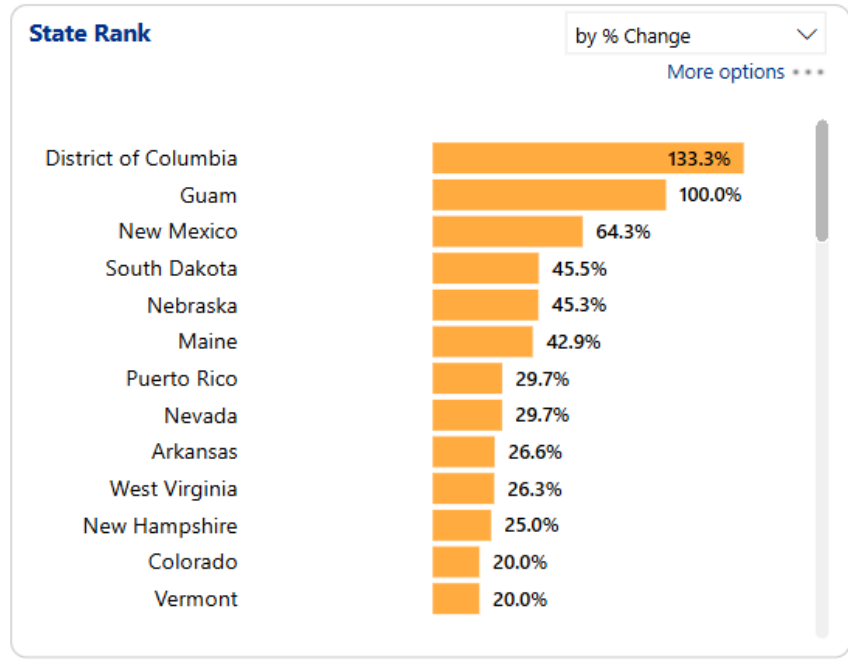
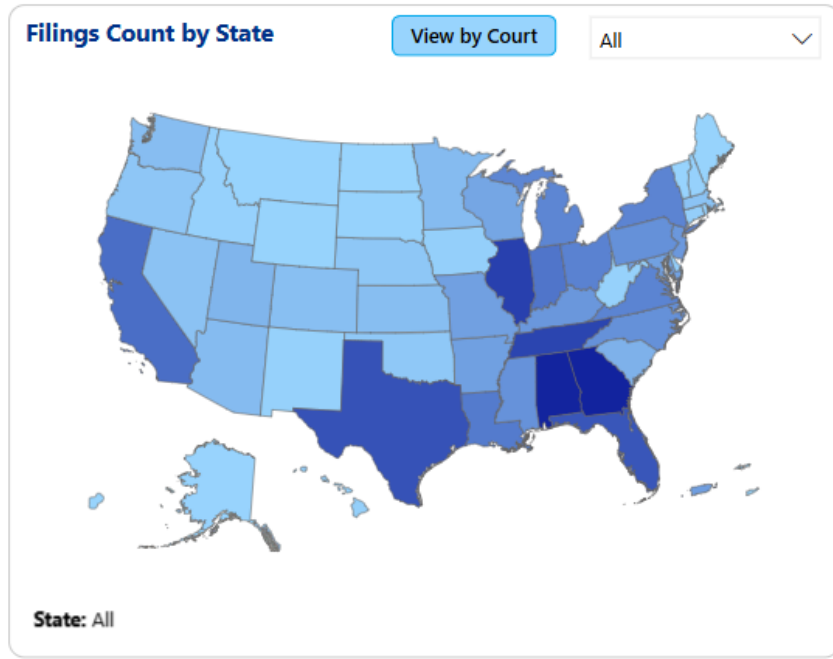
Period

Variable

Measure

Filings Count - Last Month

As of Date Nov 01, 2024 705	Selected Period Oct 01, 2024 to Oct 31, 2024 17,554	Prior Period Sep 01, 2024 to Sep 30, 2024 16,400	Change from Prior Period Oct 01, 2024 to Oct 31, 2024 7.0% ▲
---	---	--	--



Proceeding Type: Bankruptcy | Chapter: 13 | Debtor Type: Both | Variable: Filings | Measure: Count | Ranking: by % Change

Top Chapter 13 Court Rankings by % Change

Summary
Filings | Summary

Reset ↺

Proceeding Type

Bankruptcy Adversary

Chapter

7 9 11 11(V)
12 13 15 All

Debtor Type

Individual Commercial

As of Date 11/1/2024

Period

WTD MTD YTD
LW LM LY

Variable

Filings

Measure

Count

Filings Count - Last Month

As of Date	Selected Period	Prior Period	Change from Prior Period
Nov 01, 2024	Oct 01, 2024 to Oct 31, 2024	Sep 01, 2024 to Sep 30, 2024	Oct 01, 2024 to Oct 31, 2024
705	17,554	16,400	7.0% ▲

Filings Count by Court View by State

Court: All

Court Rank by % Change

More options ***

District of Columbia	133.3%
Guam	100.0%
New Mexico	64.3%
New York Northern	57.9%
Washington Eastern	50.0%
South Dakota	45.5%
Nebraska	45.3%
Maine	42.9%
Illinois Central	33.9%
Arkansas Eastern	32.8%
Louisiana Eastern	32.4%
North Carolina Middle	31.9%
Puerto Rico	29.7%
Nevada	29.7%

Proceeding Type: Bankruptcy | Chapter: 13 | Debtor Type: Both | Variable: Filings | Measure: Count | Ranking: by % Change

Top Chapter 11 State Rankings by % Change

Summary | Periods | Trends Filings | Summary

Reset ↻

Proceeding Type

Bankruptcy | Adversary

Chapter

7 | 9 | 11 | 11(V) | 12 | 13 | 15 | All

Debtor Type

Individual | Commercial

As of Date

11/1/2024

Period

WTD | MTD | YTD | LW | LM | LY

Variable

Filings

Measure

Count

Filings Count - Last Month

As of Date	Selected Period	Prior Period	Change from Prior Period
Nov 01, 2024	Oct 01, 2024 to Oct 31, 2024	Sep 01, 2024 to Sep 30, 2024	Oct 01, 2024 to Oct 31, 2024
26	630	800	-21.3% ▼

Filings Count by State

View by Court: All

State: All

State Rank

by % Change

Nevada	900.0%
Wisconsin	400.0%
District of Columbia	300.0%
Massachusetts	133.3%
Illinois	100.0%
Indiana	100.0%
Maryland	100.0%
Oklahoma	100.0%
West Virginia	100.0%
Virginia	62.5%
North Carolina	60.0%
Ohio	60.0%
Maine	50.0%

Proceeding Type: Bankruptcy | Chapter: 11, 11(V) | Debtor Type: Both | Variable: Filings | Measure: Count | Ranking: by % Change

Top Chapter 11 Court Rankings by % Change

Reset ↻

Proceeding Type

Chapter

Debtor Type

As of Date

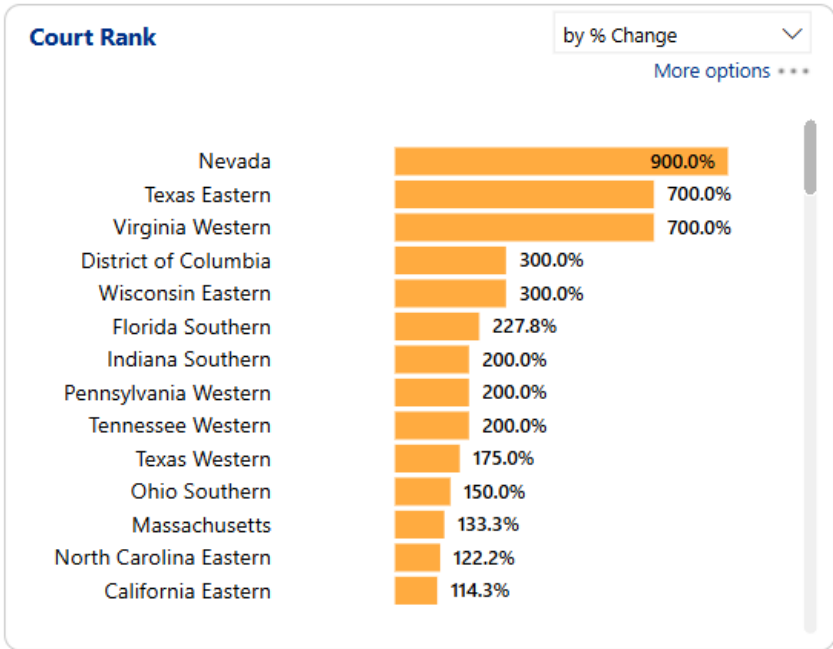
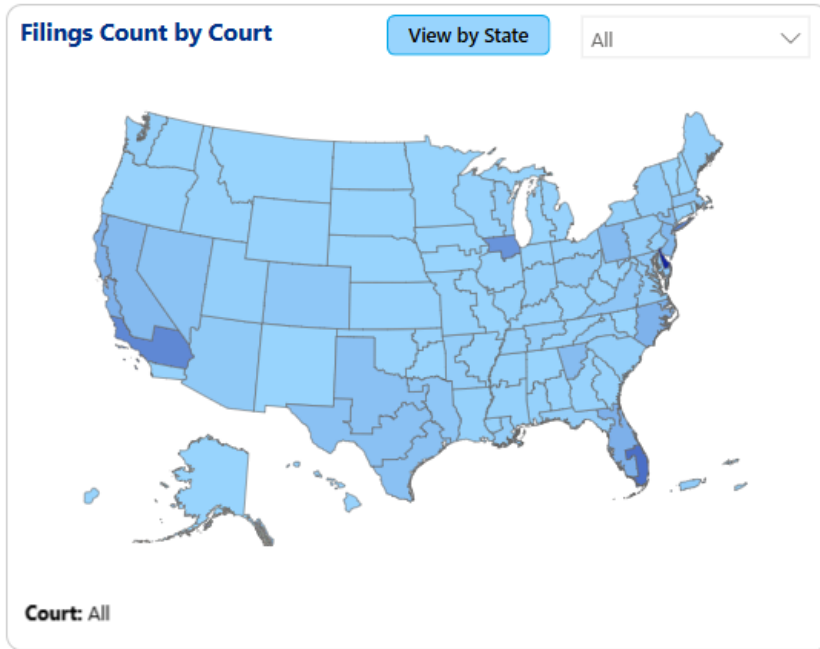
Period

Variable

Measure

Filings Count - Last Month

As of Date	Selected Period	Prior Period	Change from Prior Period
Nov 01, 2024 26	Oct 01, 2024 to Oct 31, 2024 630	Sep 01, 2024 to Sep 30, 2024 800	Oct 01, 2024 to Oct 31, 2024 -21.3% ▼



Proceeding Type: Bankruptcy | Chapter: 11, 11(V) | Debtor Type: Both | Variable: Filings | Measure: Count | Ranking: by % Change

All Chapters 2024 Top New Filings – Attorneys YTD

Reset ↺

Stakeholder Type

- Attorney Attorney
- Law Firm
- Judge
- Trustee

Stakeholder Name

- All

Stakeholder - Not Specified

-

Proceeding Type

-

Chapter

-

Debtor Type

-

Period

1/1/2024 10/31/2024

Variable

Filings

Measure

Count

Period : Jan 01, 2024 to Oct 31, 2024

Total Cases

430,316

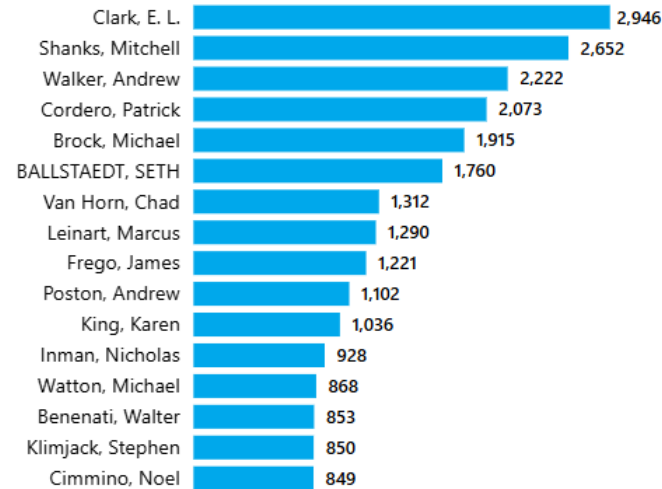
Distinct Stakeholder Names

41,863

Average Cases

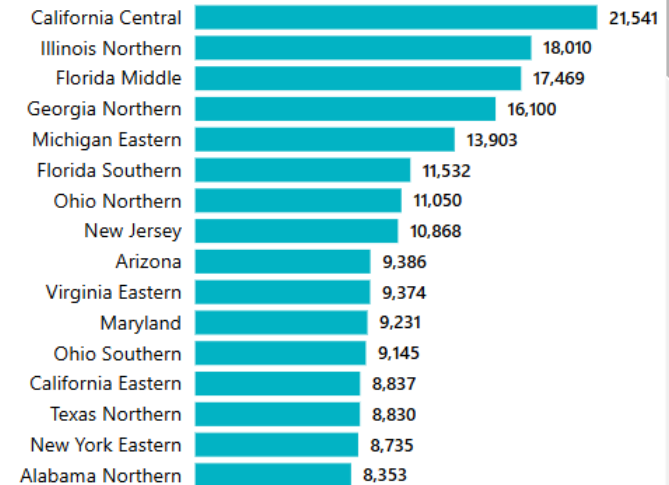
11

Filings Count by Stakeholder



Court Rank

View by Court



Type: Attorney | Name: All | Not Specified: Exclude | Proceeding Type: Both | Chapter: ALL | Debtor Type: Both | Period: Jan 01, 2024 to Oct 31, 2024 | Variable: Filings | Measure: Count



epioq
aacer[®]