



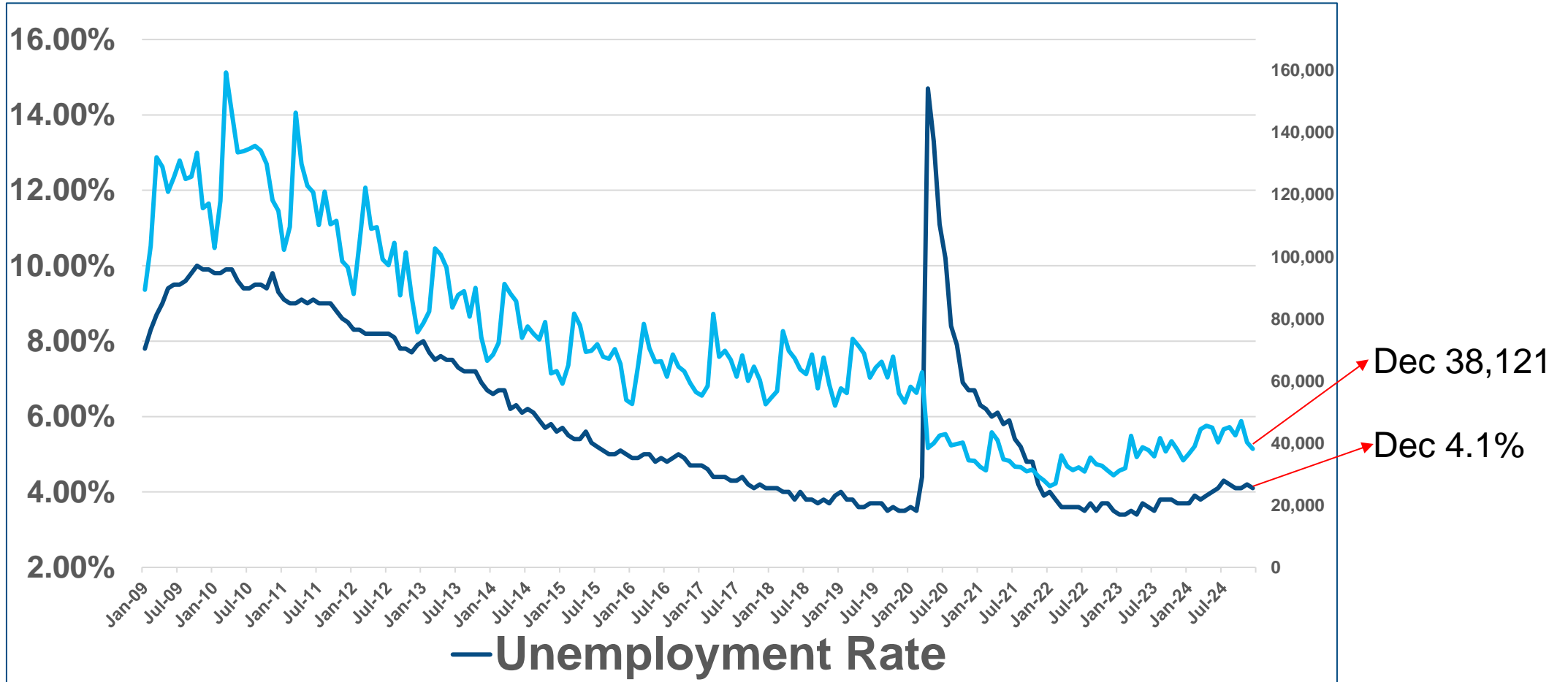
Bankruptcy Market Trends

January 1, 2025



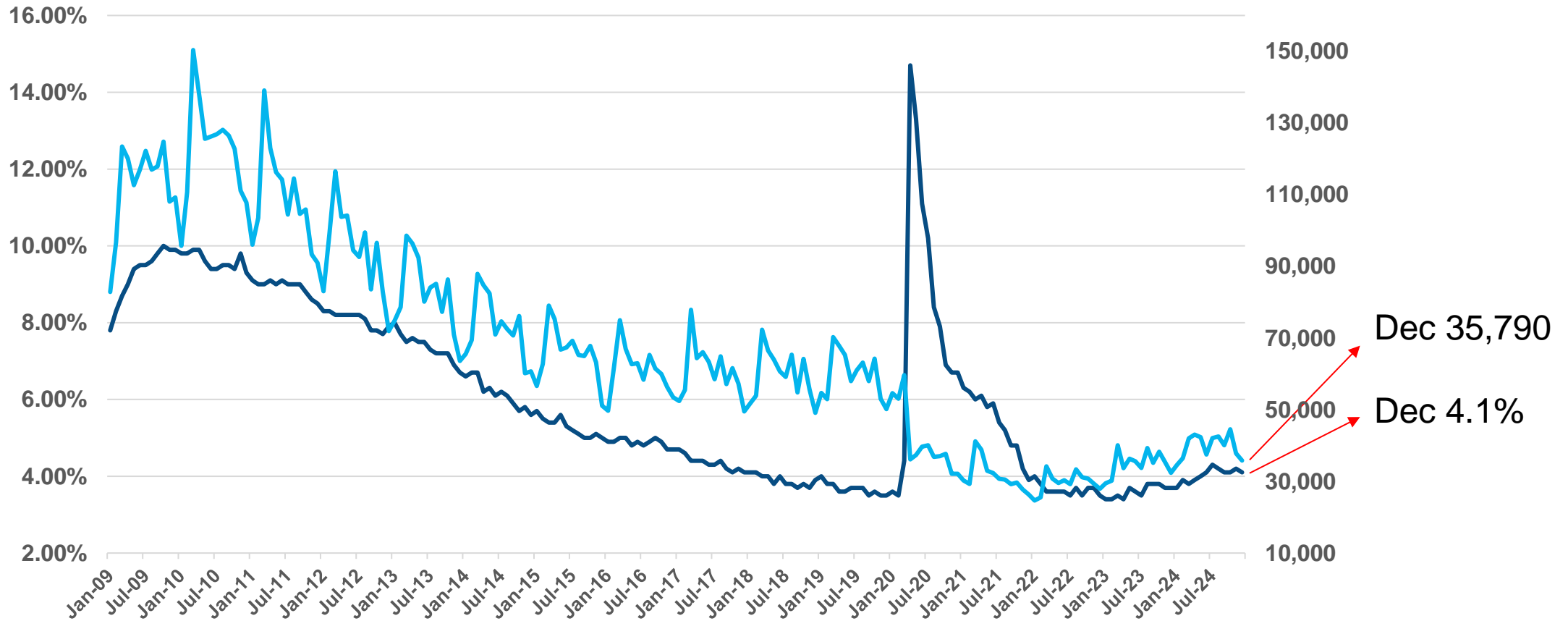
All Bankruptcy New Filings vs Unemployment

January 2009 – December 2024
Unemployment Rate : All New Bankruptcy Filings



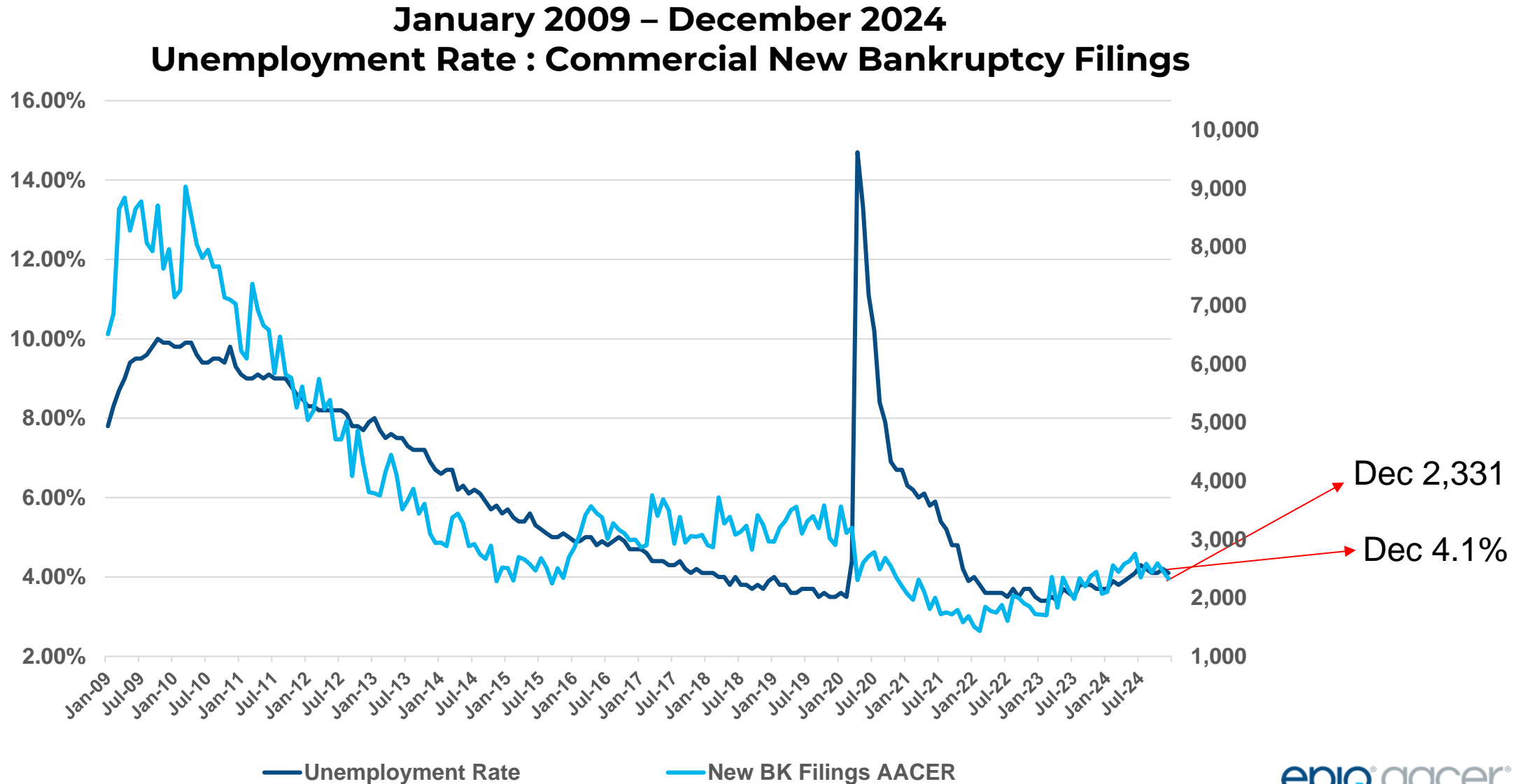
Individual Bankruptcy New Filings vs Unemployment

January 2009 – December 2024 Unemployment Rate : Individual New Bankruptcy Filings



—Unemployment Rate

Commercial Bankruptcy New Filings vs Unemployment



All Chapters New Monthly Filings (Dec vs Nov)

Reset

Proceeding Type

Bankruptcy Adversary

Chapter

7 9 11 11(V)
12 13 15 All

Debtor Type

Individual Commercial

As of Date

1/1/2025

Period

WTD MTD YTD
LW LM LY

Variable

Filings

Measure

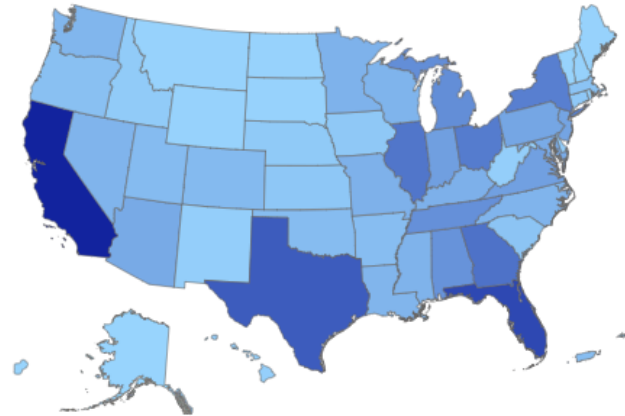
Count

Filings Count - Last Month

As of Date	Selected Period	Prior Period	Change from Prior Period
Jan 01, 2025	Dec 01, 2024 to Dec 31, 2024	Nov 01, 2024 to Nov 30, 2024	Dec 01, 2024 to Dec 31, 2024
102	38,121	40,281	-5.4% ▼

Filings Count by State

View by Court All



State: All

State Rank

by Selected Period

More options ***

California	3,628
Florida	2,870
Texas	2,463
Georgia	2,011
Illinois	1,932
Ohio	1,805
New York	1,738
Michigan	1,434
Tennessee	1,385
Alabama	1,337
Indiana	1,095
Virginia	1,060
New Jersey	986

Proceeding Type: Bankruptcy | Chapter: 7, 9, 11, 11(V), 12, 13, 15 | Debtor Type: Both | Variable: Filings | Measure: Count | Ranking: by Selected Period

All Individual Chapters New Monthly Filings (Dec vs Nov)

Reset

Proceeding Type

Bankruptcy Adversary

Chapter

7 9 11 11(V)
12 13 15 All

Debtor Type

Individual Commercial

As of Date

1/1/2025

Period

WTD MTD YTD
LW LM LY

Variable

Filings

Measure

Count

Filings Count - Last Month

As of Date

Jan 01, 2025

92

Selected Period

Dec 01, 2024 to Dec 31, 2024

35,790

Prior Period

Nov 01, 2024 to Nov 30, 2024

37,819

Change from Prior Period

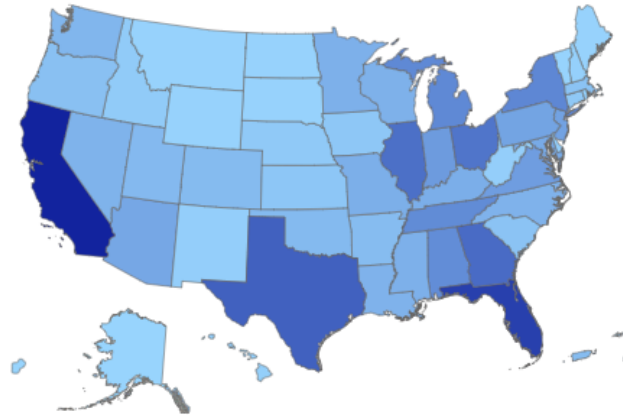
Dec 01, 2024 to Dec 31, 2024

-5.4% ▼

Filings Count by State

View by Court

All

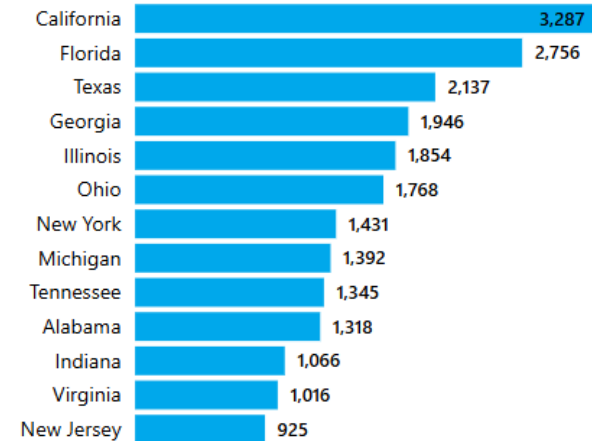


State: All

State Rank

by Selected Period

More options



Proceeding Type: Bankruptcy | Chapter: 7, 9, 11, 11(V), 12, 13, 15 | Debtor Type: Individual | Variable: Filings | Measure: Count | Ranking: by Selected Period

Individual Chapter 7 New Monthly Filings (Dec vs Nov)

Summary

Periods

Trends

Filings | Summary

Reset

Proceeding Type

Bankruptcy

Adversary

Chapter

7

9

11

11(V)

12

13

15

All

Debtor Type

Individual

Commercial

As of Date

1/1/2025

Period

WTD

MTD

YTD

LW

LM

LY

Variable

Filings

Measure

Count

Filings Count - Last Month

As of Date

Jan 01, 2025

46

Selected Period

Dec 01, 2024 to Dec 31, 2024

21,914

Prior Period

Nov 01, 2024 to Nov 30, 2024

22,880

Change from Prior Period

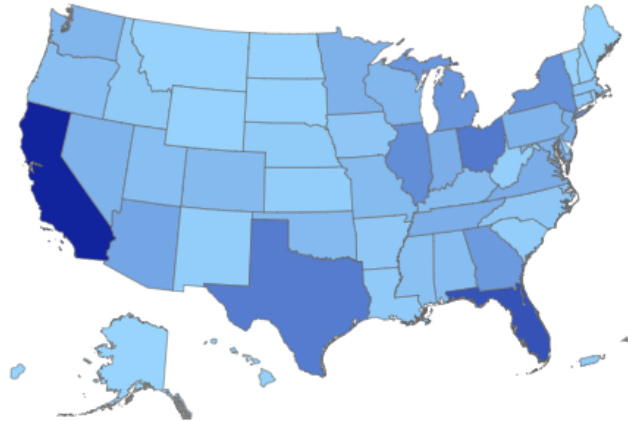
Dec 01, 2024 to Dec 31, 2024

-4.2% ▼

Filings Count by State

View by Court

All

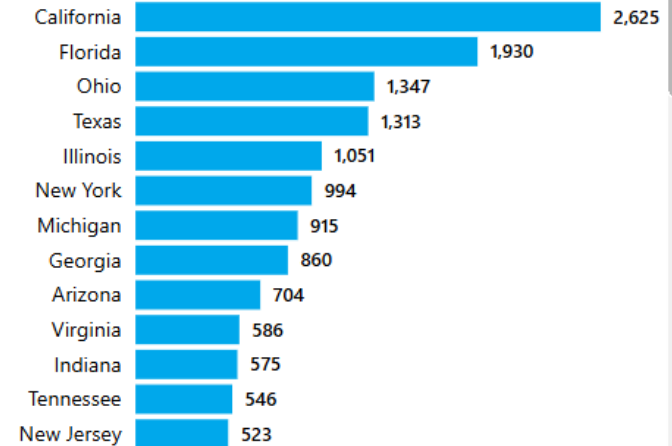


State: All

State Rank

by Selected Period

More options



Proceeding Type: Bankruptcy | Chapter: 7 | Debtor Type: Individual | Variable: Filings | Measure: Count | Ranking: by Selected Period

Individual Chapter 7 New Monthly Filings (2007 – Dec 2024)

Reset ↺

Proceeding Type

Bankruptcy Adversary

Chapter

7 9 11 11(V)
12 13 15 All

Debtor Type

Individual Commercial

Period

2007 2024

Variable

Filings

Measure

Count

Interval

Monthly Annual

Filings Count

Selected Period Total

Jan 2007 to Dec 2024

9,747,478

Full Month Average

Jan 2007 to Dec 2024

45,127

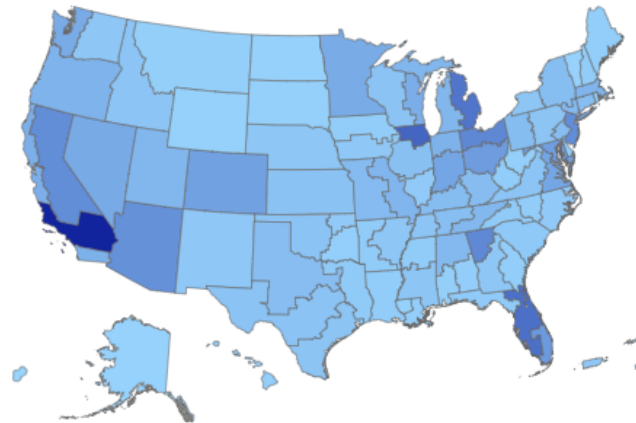
% Change

Jan 2007 to Dec 2024

-24.7% ▼

Filings Count by Court

View by State All

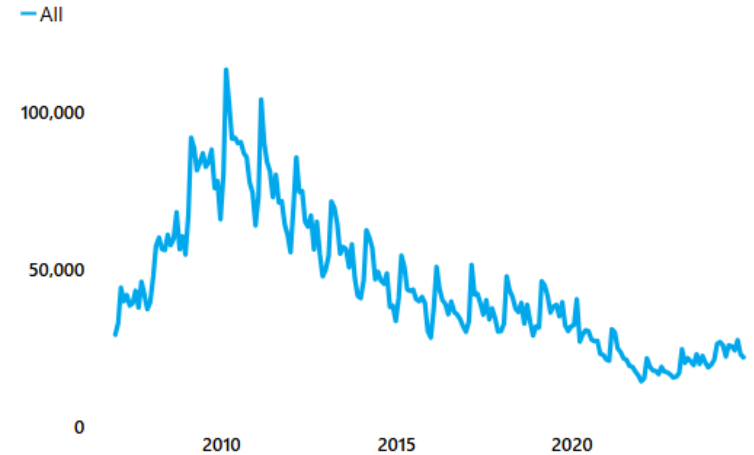


Court: All

Monthly Filings Count by Year

All

More options ***



Proceeding Type: Bankruptcy | Chapter: 7 | Debtor Type: Individual | Period: 2007-2024 | Variable: Filings | Measure: Count | Interval: Monthly

Individual Chapter 7 Open Cases (2007 – Dec 2024)

Reset ↻

Proceeding Type

Bankruptcy Adversary

Chapter

7 9 11 11(V)
12 13 15 All

Debtor Type

Individual Commercial

Period

2007 2024

Variable

Open Cases

Measure

Count

Interval

Monthly Annual

Open Cases Count

End of Selected Periods

Jan 2007 to Dec 2024

142,826

Monthly Average

Jan 2007 to Dec 2024

332,312

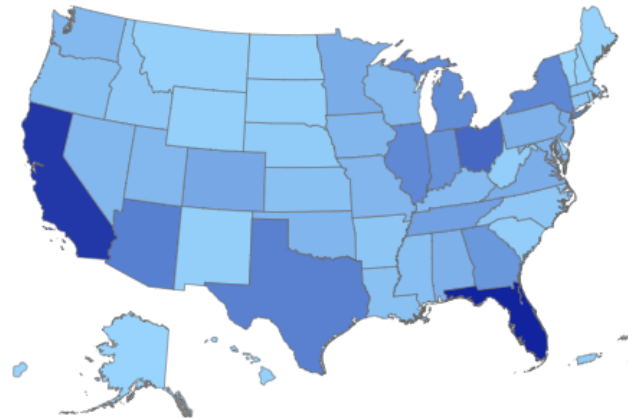
% Change

Jan 2007 to Dec 2024

-62.4% ▼

Open Cases Count by State

View by Court All

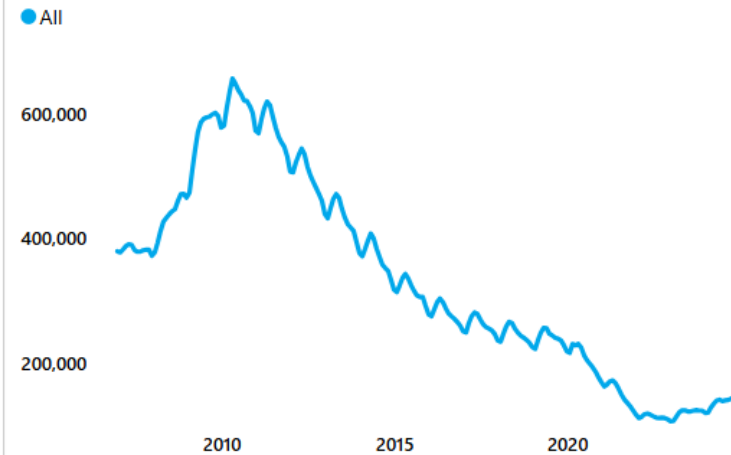


State: All

Monthly Open Cases Count by Year

All

More options ***



Proceeding Type: Bankruptcy | Chapter: 7 | Debtor Type: Individual | Period: 2007-2024 | Variable: Open Cases | Measure: Count | Interval: Monthly

Individual Chapter 13 New Monthly Filings (Dec vs Nov)

Reset

Proceeding Type

Bankruptcy Adversary

Chapter

7 9 11 11(V)
12 13 15 All

Debtor Type

Individual Commercial

As of Date

1/1/2025

Period

WTD MTD YTD
LW LM LY

Variable

Filings

Measure

Count

Filings Count - Last Month

As of Date

Jan 01, 2025

45

Selected Period

Dec 01, 2024 to Dec 31, 2024

13,805

Prior Period

Nov 01, 2024 to Nov 30, 2024

14,859

Change from Prior Period

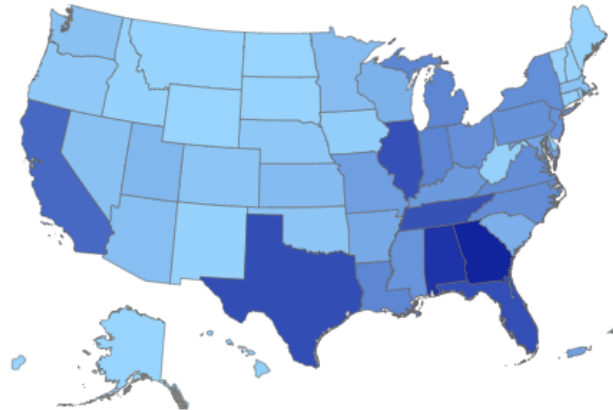
Dec 01, 2024 to Dec 31, 2024

-7.1% ▼

Filings Count by State

View by Court

All

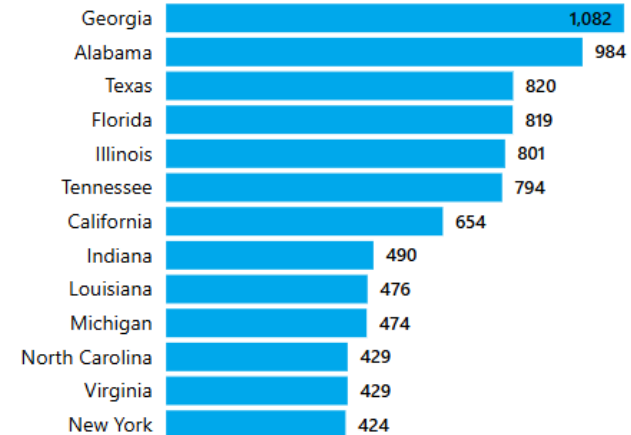


State: All

State Rank

by Selected Period

More options



Proceeding Type: Bankruptcy | Chapter: 13 | Debtor Type: Individual | Variable: Filings | Measure: Count | Ranking: by Selected Period

Individual Chapter 13 New Monthly Filings (2007 – Dec 2024)

Reset ↺

Proceeding Type

Bankruptcy Adversary

Chapter

7 9 11 11(V)
12 13 15 All

Debtor Type

Individual Commercial

Period

2007 2024

Variable

Filings

Measure

Count

Interval

Monthly Annual

Filings Count

Selected Period Total

Jan 2007 to Dec 2024

4,968,994

Full Month Average

Jan 2007 to Dec 2024

23,005

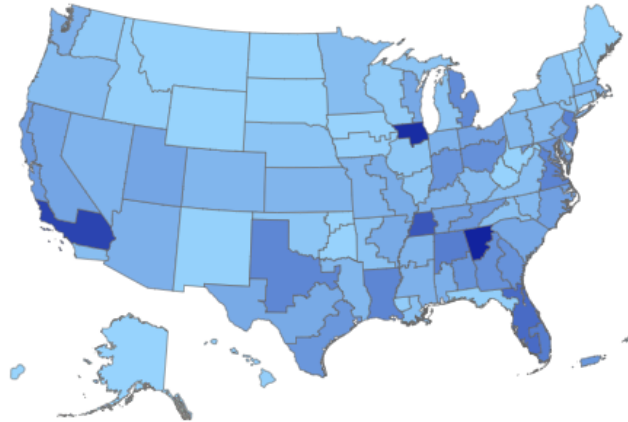
% Change

Jan 2007 to Dec 2024

-39.6% ▼

Filings Count by Court

View by State All

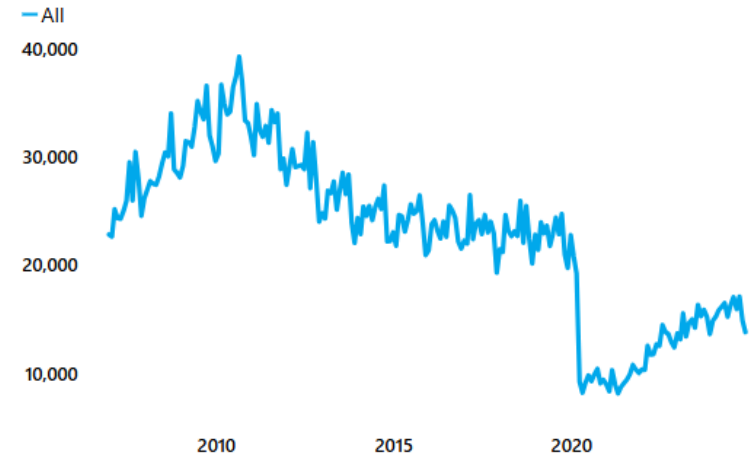


Court: All

Monthly Filings Count by Year

All

More options ***



Proceeding Type: Bankruptcy | Chapter: 13 | Debtor Type: Individual | Period: 2007-2024 | Variable: Filings | Measure: Count | Interval: Monthly

Individual Chapter 13 Open Cases (2007 – Dec 2024)

Reset ↺

Proceeding Type

Bankruptcy Adversary

Chapter

7 9 11 11(V)
12 13 15 All

Debtor Type

Individual Commercial

Period

2007 2024

Variable

Open Cases

Measure

Count

Interval

Monthly Annual

Open Cases Count

End of Selected Periods

Jan 2007 to Dec 2024

484,379

Monthly Average

Jan 2007 to Dec 2024

776,386

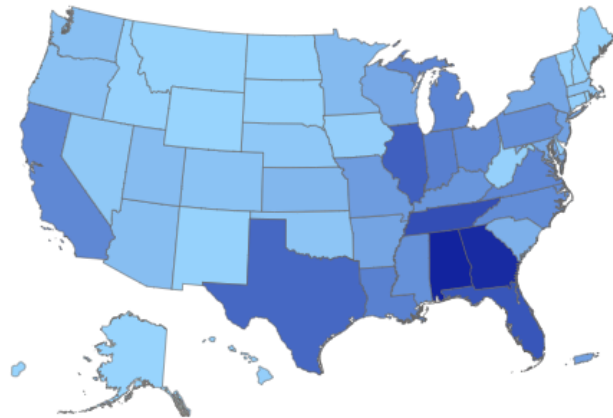
% Change

Jan 2007 to Dec 2024

-41.5% ▼

Open Cases Count by State

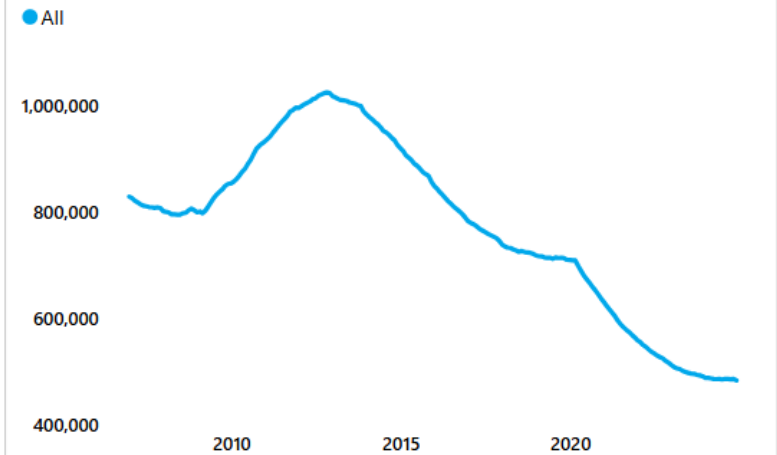
View by Court All



State: All

Monthly Open Cases Count by Year

All



Proceeding Type: Bankruptcy | Chapter: 13 | Debtor Type: Individual | Period: 2007-2024 | Variable: Open Cases | Measure: Count | Interval: Monthly

All Commercial New Monthly Filings (Dec vs Nov)

Reset

Proceeding Type

Bankruptcy Adversary

Chapter

7 9 11 11(V)
12 13 15 All

Debtor Type

Individual Commercial

As of Date

1/1/2025

Period

WTD MTD YTD
LW LM LY

Variable

Filings

Measure

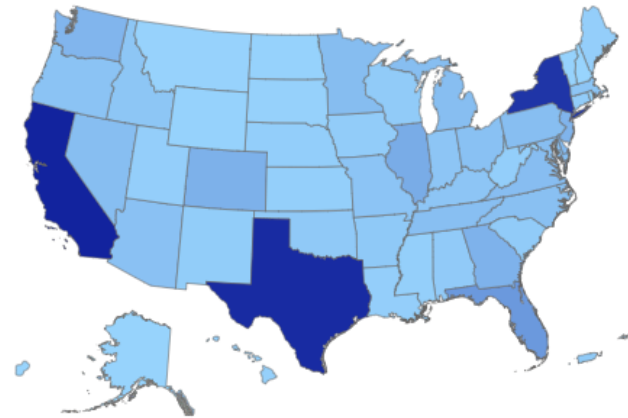
Count

Filings Count - Last Month

As of Date	Selected Period	Prior Period	Change from Prior Period
Jan 01, 2025	Dec 01, 2024 to Dec 31, 2024	Nov 01, 2024 to Nov 30, 2024	Dec 01, 2024 to Dec 31, 2024
10	2,331	2,462	-5.3% ▼

Filings Count by State

View by Court All

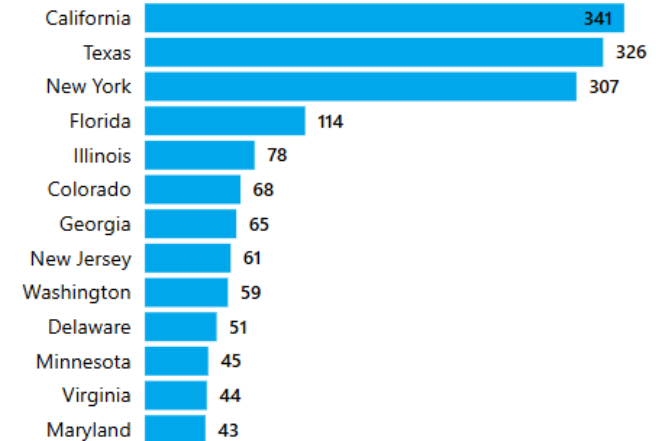


State: All

State Rank

by Selected Period

More options



Proceeding Type: Bankruptcy | Chapter: 7, 9, 11, 11(V), 12, 13, 15 | Debtor Type: Commercial | Variable: Filings | Measure: Count | Ranking: by Selected Period

Commercial Chapter 11 New Monthly Filings (2007 – Dec 2024)

Summary

Periods

Trends

Filings | Trends

Reset

Proceeding Type

Bankruptcy

Adversary

Chapter

7

9

11

11(V)

12

13

15

All

Debtor Type

Individual

Commercial

Period

2007

2024

Variable

Filings

Measure

Count

Interval

Monthly

Annual

Filings Count

Selected Period Total

Jan 2007 to Dec 2024

121,963

Full Month Average

Jan 2007 to Dec 2024

565

% Change

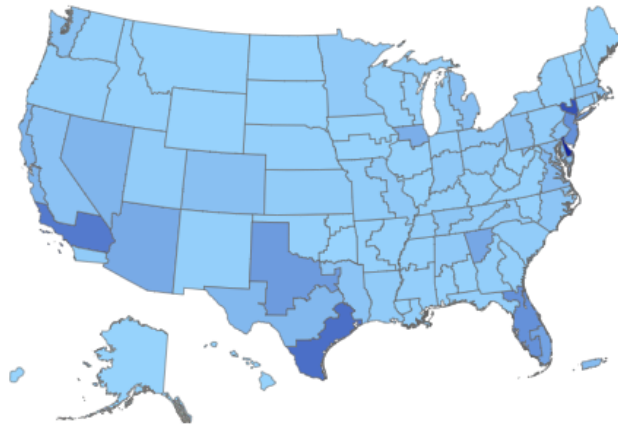
Jan 2007 to Dec 2024

39.3% ▲

Filings Count by Court

View by State

All

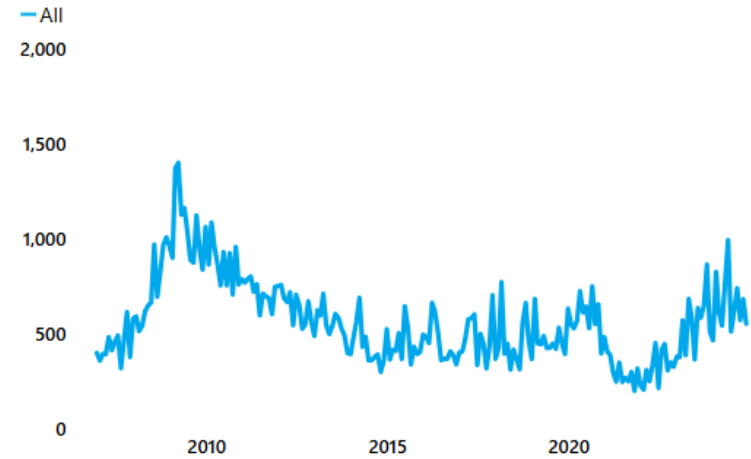


Court: All

Monthly Filings Count by Year

All

More options



Proceeding Type: Bankruptcy | Chapter: 11, 11(V) | Debtor Type: Commercial | Period: 2007-2024 | Variable: Filings | Measure: Count | Interval: Monthly

Commercial Chapter 11 Open Cases (2007 – Dec 2024)

Reset ↺

Proceeding Type

Bankruptcy Adversary

Chapter

7 9 11 11(V)
12 13 15 All

Debtor Type

Individual Commercial

Period

2007 2024

Variable

Open Cases

Measure

Count

Interval

Monthly Annual

Open Cases Count

End of Selected Periods

Jan 2007 to Dec 2024

13,776

Monthly Average

Jan 2007 to Dec 2024

12,129

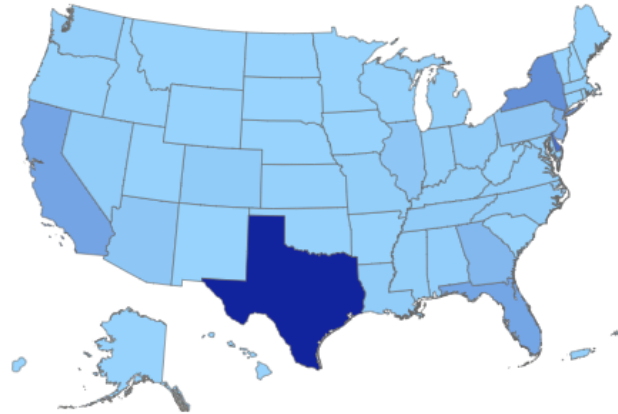
% Change

Jan 2007 to Dec 2024

24.2% ▲

Open Cases Count by State

View by Court All

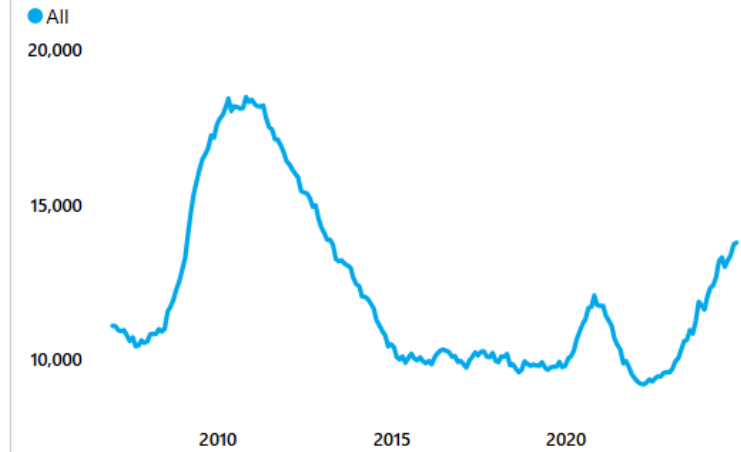


State: All

Monthly Open Cases Count by Year

All

More options



Proceeding Type: Bankruptcy | Chapter: 11, 11(V) | Debtor Type: Commercial | Period: 2007-2024 | Variable: Open Cases | Measure: Count | Interval: Monthly

Top All Chapter State Rankings by % Change

Reset

Proceeding Type
 Bankruptcy | Adversary

Chapter
 7 | 9 | 11 | 11(V)
 12 | 13 | 15 | All

Debtor Type
 Individual | Commercial

As of Date 1/1/2025

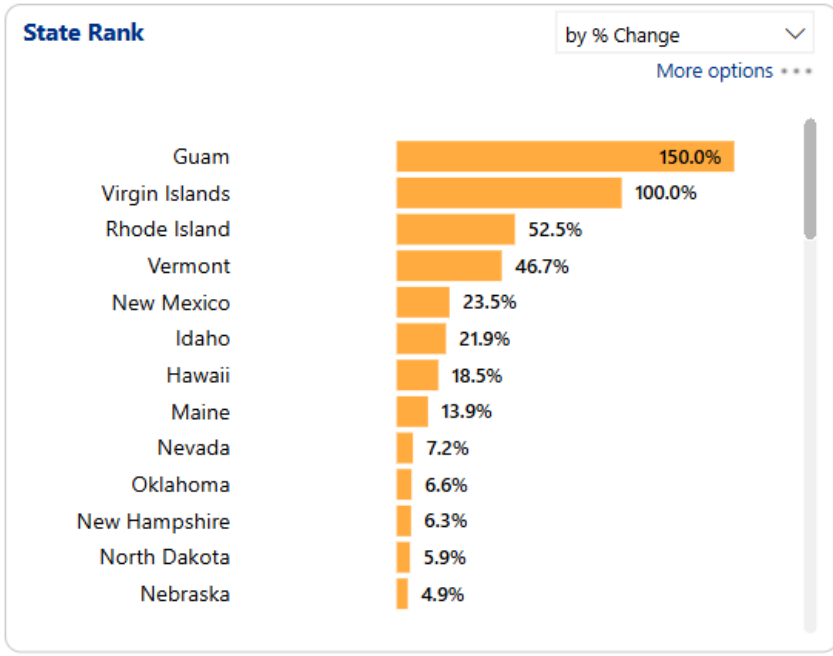
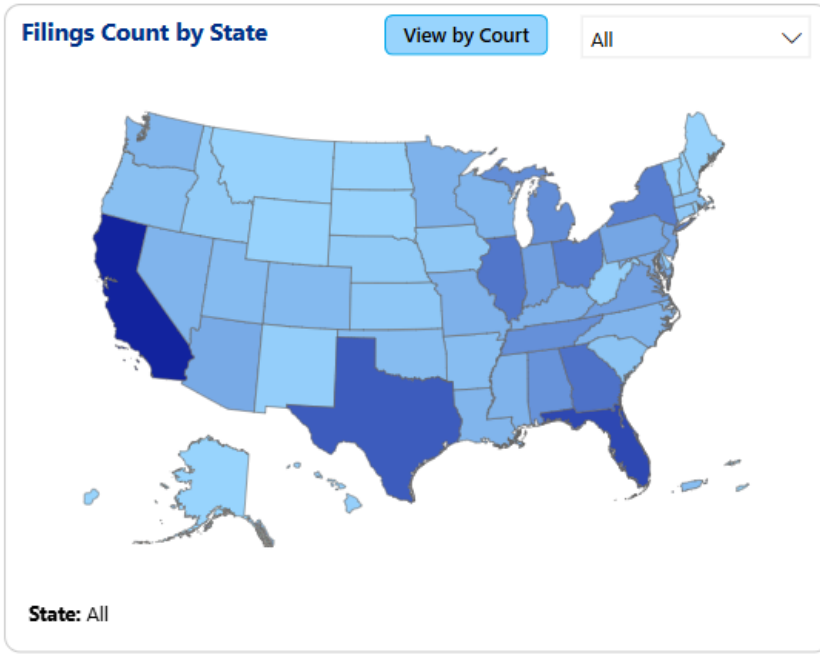
Period
 WTD | MTD | YTD
 LW | LM | LY

Variable
 Filings

Measure
 Count

Filings Count - Last Month

As of Date	Selected Period	Prior Period	Change from Prior Period
Jan 01, 2025	Dec 01, 2024 to Dec 31, 2024	Nov 01, 2024 to Nov 30, 2024	Dec 01, 2024 to Dec 31, 2024
102	38,121	40,281	-5.4% ▼



Proceeding Type: Bankruptcy | Chapter: 7, 9, 11, 11(V), 12, 13, 15 | Debtor Type: Both | Variable: Filings | Measure: Count | Ranking: by % Change

Top All Chapter Court Rankings by % Change

Summary

Periods

Trends

Filings | Summary

Reset

Proceeding Type

Bankruptcy

Adversary

Chapter

7

9

11

11(V)

12

13

15

All

Debtor Type

Individual

Commercial

As of Date

1/1/2025

Period

WTD

MTD

YTD

LW

LM

LY

Variable

Filings

Measure

Count

Filings Count - Last Month

As of Date

Jan 01, 2025

102

Selected Period

Dec 01, 2024 to Dec 31, 2024

38,121

Prior Period

Nov 01, 2024 to Nov 30, 2024

40,281

Change from Prior Period

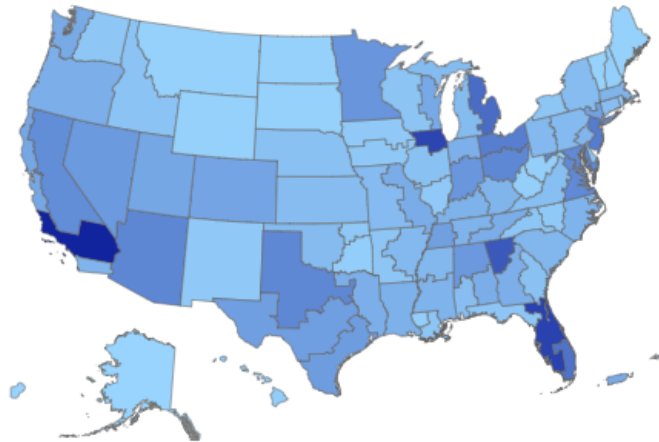
Dec 01, 2024 to Dec 31, 2024

-5.4% ▼

Filings Count by Court

View by State

All

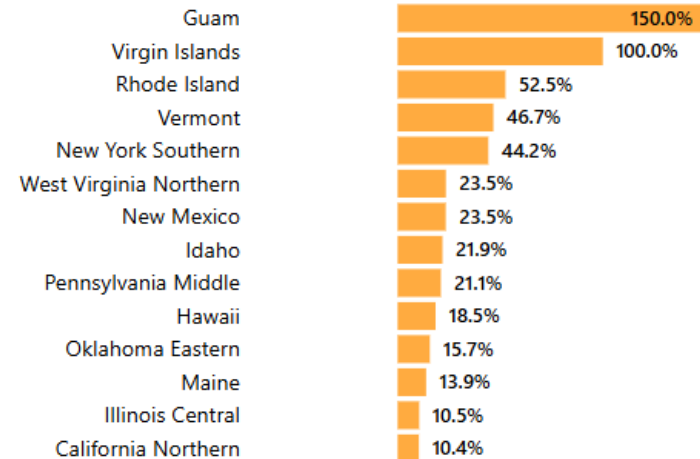


Court: All

Court Rank

by % Change

More options



Proceeding Type: Bankruptcy | Chapter: 7, 9, 11, 11(V), 12, 13, 15 | Debtor Type: Both | Variable: Filings | Measure: Count | Ranking: by % Change

Top Chapter 7 State Rankings by % Change

Reset ↻

Proceeding Type

Chapter

Debtor Type

As of Date

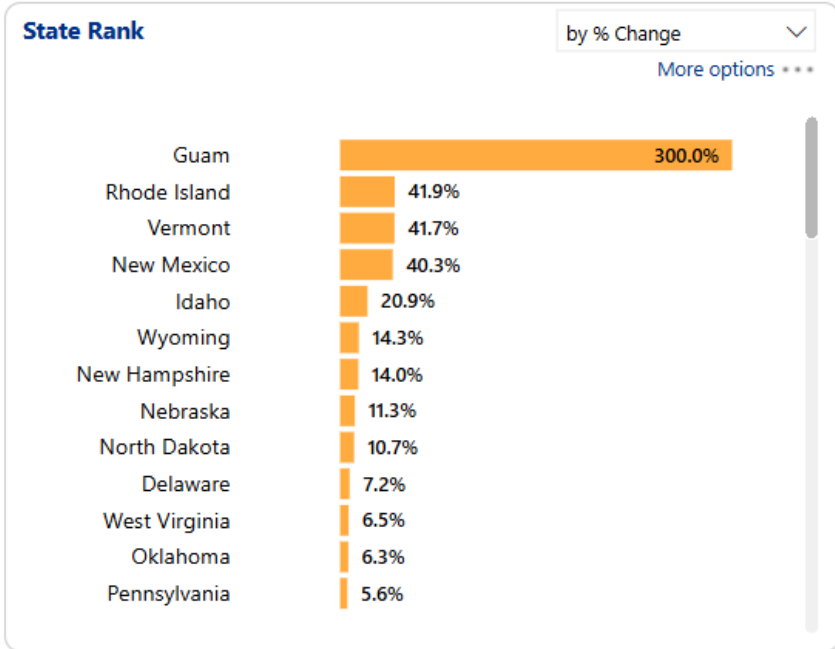
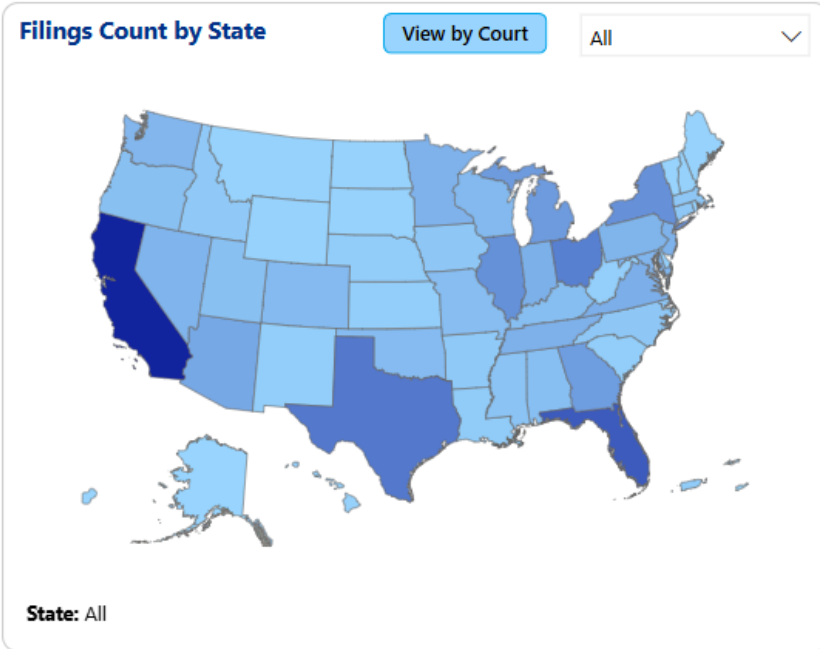
Period

Variable

Measure

Filings Count - Last Month

As of Date	Selected Period	Prior Period	Change from Prior Period
Jan 01, 2025	Dec 01, 2024 to Dec 31, 2024	Nov 01, 2024 to Nov 30, 2024	Dec 01, 2024 to Dec 31, 2024
52	23,232	24,159	-3.8% ▼



Proceeding Type: Bankruptcy | Chapter: 7 | Debtor Type: Both | Variable: Filings | Measure: Count | Ranking: by % Change

Top Chapter 7 Court Rankings by % Change

Reset ↺

Proceeding Type
 Bankruptcy | Adversary

Chapter
 7 | 9 | 11 | 11(V)
 12 | 13 | 15 | All

Debtor Type
 Individual | Commercial

As of Date 1/1/2025

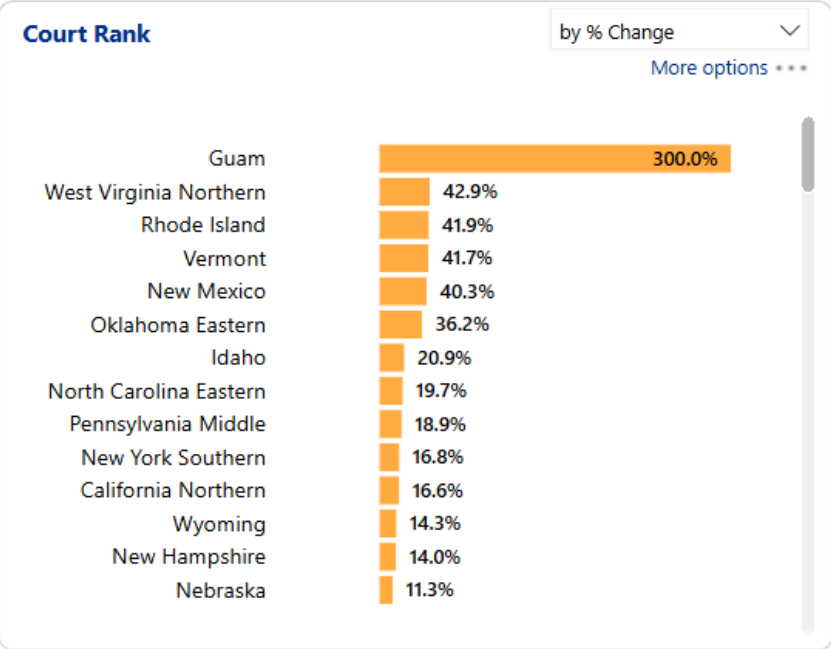
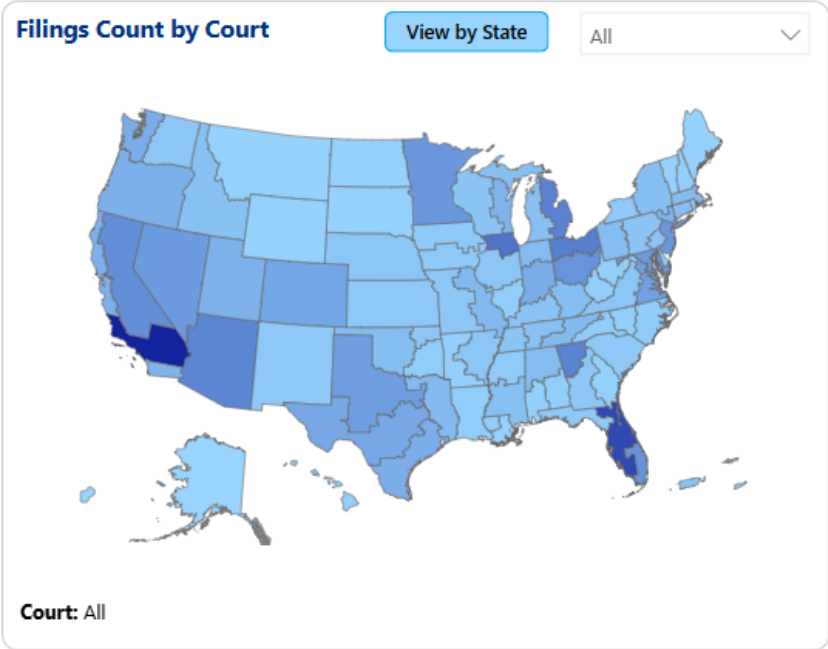
Period
 WTD | MTD | YTD
 LW | LM | LY

Variable
 Filings

Measure
 Count

Filings Count - Last Month

As of Date	Selected Period	Prior Period	Change from Prior Period
Jan 01, 2025	Dec 01, 2024 to Dec 31, 2024	Nov 01, 2024 to Nov 30, 2024	Dec 01, 2024 to Dec 31, 2024
52	23,232	24,159	-3.8% ▼



Proceeding Type: Bankruptcy | Chapter: 7 | Debtor Type: Both | Variable: Filings | Measure: Count | Ranking: by % Change

Top Chapter 13 State Rankings by % Change

[Summary](#) | [Periods](#) | [Trends](#)

[Filings](#) | [Summary](#)

Reset ↺

Proceeding Type

Chapter

Debtor Type

As of Date

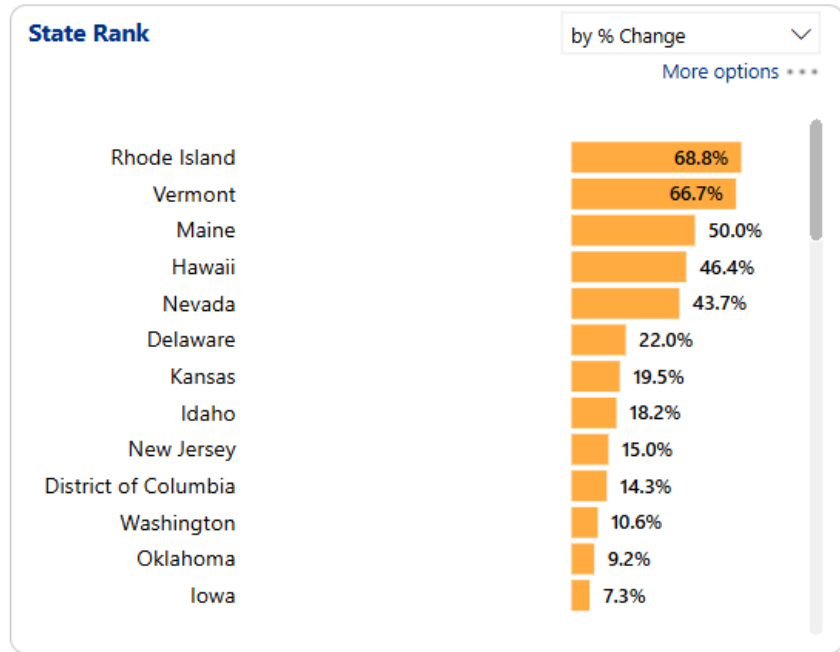
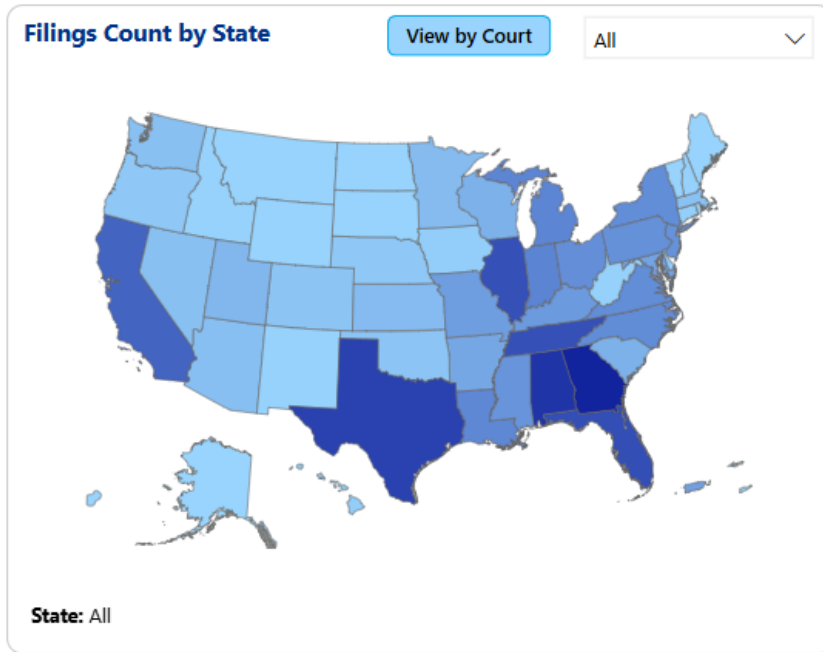
Period

Variable

Measure

Filings Count - Last Month

As of Date	Selected Period	Prior Period	Change from Prior Period
Jan 01, 2025	Dec 01, 2024 to Dec 31, 2024	Nov 01, 2024 to Nov 30, 2024	Dec 01, 2024 to Dec 31, 2024
49	14,240	15,313	-7.0% ▼



Proceeding Type: Bankruptcy | Chapter: 13 | Debtor Type: Both | Variable: Filings | Measure: Count | Ranking: by % Change

Top Chapter 13 Court Rankings by % Change

Summary [Periods](#) [Trends](#)
Filings | Summary

Reset ↺

Proceeding Type

Bankruptcy Adversary

Chapter

7 9 11 11(V)
12 13 15 All

Debtor Type

Individual Commercial

As of Date 1/1/2025

Period

WTD MTD YTD
LW LM LY

Variable

Filings

Measure

Count

Filings Count - Last Month

As of Date	Selected Period	Prior Period	Change from Prior Period
Jan 01, 2025	Dec 01, 2024 to Dec 31, 2024	Nov 01, 2024 to Nov 30, 2024	Dec 01, 2024 to Dec 31, 2024
49	14,240	15,313	-7.0% ▼

Filings Count by Court View by State All

Court: All

Court Rank by % Change More options

Oklahoma Northern	77.8%
Rhode Island	68.8%
Vermont	66.7%
Maine	50.0%
Hawaii	46.4%
Nevada	43.7%
Illinois Central	32.7%
Florida Northern	32.4%
Iowa Northern	25.0%
Pennsylvania Middle	24.6%
Delaware	22.0%
Michigan Western	20.3%
Washington Western	19.5%
Kansas	19.5%

Proceeding Type: Bankruptcy | **Chapter:** 13 | **Debtor Type:** Both | **Variable:** Filings | **Measure:** Count | **Ranking:** by % Change

Top Chapter 11 State Rankings by % Change

Summary | Periods | Trends Filings | Summary

Reset ↺

Proceeding Type

Bankruptcy Adversary

Chapter

7 9 11 11(V)

12 13 15 All

Debtor Type

Individual Commercial

As of Date

Period

WTD MTD YTD

LW LM LY

Variable

Measure

Filings Count - Last Month

As of Date	Selected Period	Prior Period	Change from Prior Period
Jan 01, 2025	Dec 01, 2024 to Dec 31, 2024	Nov 01, 2024 to Nov 30, 2024	Dec 01, 2024 to Dec 31, 2024
1	619	752	-17.7% ▼

Filings Count by State View by Court

State: All

State Rank by % Change

More options ***

Kentucky	800.0%
Michigan	700.0%
Missouri	400.0%
Arkansas	300.0%
South Carolina	300.0%
New York	229.0%
Idaho	200.0%
Maine	200.0%
District of Columbia	100.0%
Hawaii	100.0%
Louisiana	100.0%
Utah	100.0%
New Jersey	80.0%

Proceeding Type: Bankruptcy | **Chapter:** 11, 11(V) | **Debtor Type:** Both | **Variable:** Filings | **Measure:** Count | **Ranking:** by % Change

Top Chapter 11 Court Rankings by % Change

Summary [Periods](#) [Trends](#)
Filings | Summary

Reset ↺

Proceeding Type

Bankruptcy Adversary

Chapter

7 9 11 11(V)

12 13 15 All

Debtor Type

Individual Commercial

As of Date

Period

WTD MTD YTD

LW LM LY

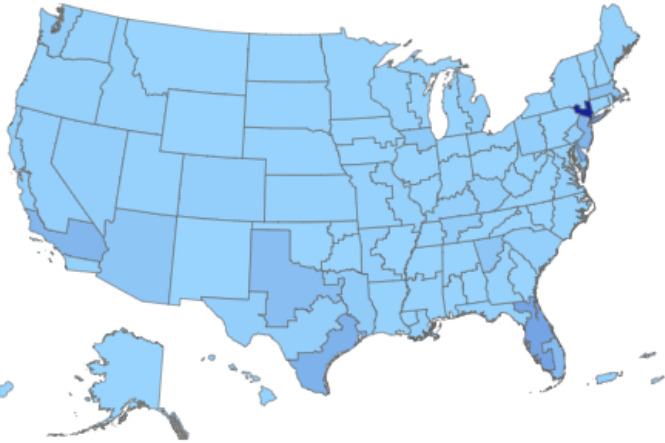
Variable

Measure

Filings Count - Last Month

As of Date	Selected Period	Prior Period	Change from Prior Period
Jan 01, 2025	Dec 01, 2024 to Dec 31, 2024	Nov 01, 2024 to Nov 30, 2024	Dec 01, 2024 to Dec 31, 2024
1	619	752	-17.7% ▼

Filings Count by Court View by State All



Court: All

Court Rank by % Change

More options ***

New York Southern	675.0%
Michigan Eastern	600.0%
Kentucky Western	300.0%
South Carolina	300.0%
Texas Eastern	300.0%
California Southern	200.0%
Idaho	200.0%
Maine	200.0%
Ohio Northern	200.0%
Tennessee Middle	133.3%
District of Columbia	100.0%
Hawaii	100.0%
Missouri Western	100.0%
Utah	100.0%

Proceeding Type: Bankruptcy | **Chapter:** 11, 11(V) | **Debtor Type:** Both | **Variable:** Filings | **Measure:** Count | **Ranking:** by % Change

All Chapters 2024 Top New Filings – Attorneys YTD

Summary

Attorney / Firm

Stakeholders | Summary

Reset

Stakeholder Type

- Attorney Attorney
- Law Firm
- Stakeholder Name Judge
- All Trustee

Stakeholder - Not Specified

Exclude Include

Proceeding Type

Bankruptcy Adversary

Chapter

7 9 11 11(V)
12 13 15 All

Debtor Type

Individual Commercial

Period

1/1/2024 11/30/2024

Variable

Filings

Measure

Count

Period: Jan 01, 2024 to Nov 30, 2024

Total Cases

470,622

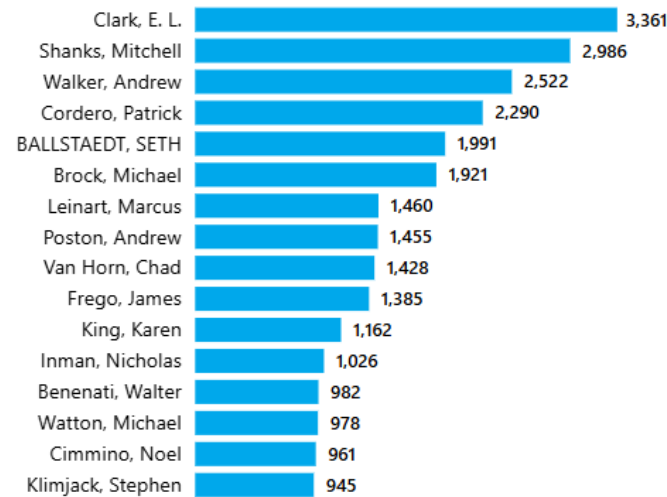
Distinct Stakeholder Names

44,704

Average Cases

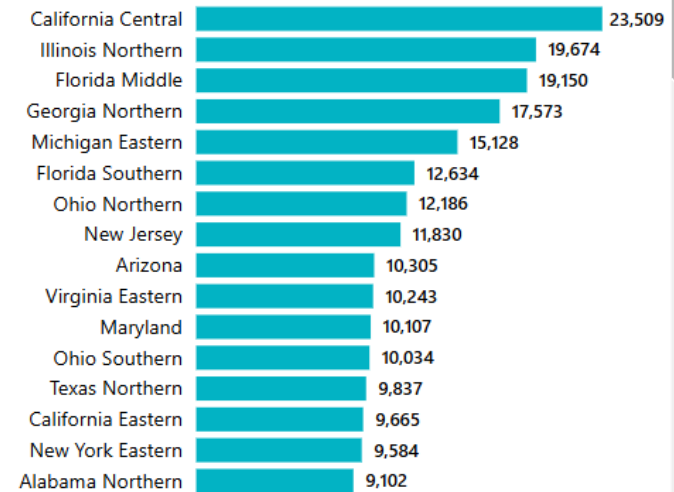
11

Filings Count by Stakeholder



Court Rank

View by Court



Type: Attorney | Name: All | Not Specified: Exclude | Proceeding Type: Both | Chapter: ALL | Debtor Type: Both | Period: Jan 01, 2024 to Nov 30, 2024 | Variable: Filings | Measure: Count



epioq
aacer[®]